



Series 13



Variety in form and colour

meta cubicle systems range among the leading ones in the world. More than 50.000 cubicles of this series have been installed until to date and the number is still growing. Our standard includes first-class powder-coating and 3 stainless steel hinges per door, one of them being self-closing, meeting the highest standard. Decide on a perfect system, and elegantly proportioned design, an extraordinary durability. You can choose the standing, suspended or full-height version or the one without clearance.



Standard version with support legs



Suspended version



Full-height version



Version without clearance

The front, the doors and also the partitions are made of 13 mm thick water-resistant HPL-panels with rough-mat surface. You have the choice of 12 different panel colours and 7 colours for the nylon and aluminium parts.

Perfect system



Lock set



Hinge
stainless steel powder coated



Aluminium leg \varnothing 40 mm
nylonrosette, vertically adjustable



Coat hook

Buffer



Corner joint



Wall joint
standard version



Wall joint
suspended version



Section
standard version



Section
suspended version


Special accessories in nylon and stainless steel



Toilet roll holder



Spare roll holder



WC-symbols



Ashtray



Single-handed lock set (inside)



Single-handed lock set (outside)



Toilet brush unit



Toilet brush unit



Coat hook with buffer



Rosette



WC-symbols



Coat hook with buffer



Toilet roll holder




Support angles privacy screens


Privacy Screens



Floor mounted version




Wall mounted version




Glass version

Colour Chart

Sheets




90 white




70 grey



20 ivory




50 dove blue




40 sun yellow




54 gentian blue




77 graphite




95 aluminium




62 sea green



51 dove blue pepper




91 white pepper



71 grey pepper


Profiles and Accessories



red



black




yellow




ultramarine




dark blue



grey



white



Aluminium anodized
(only profiles)

Height

2030 mm with 150 mm ground clearance, headroom 1985 mm
2170 mm with 150 mm ground clearance, headroom 2125 mm

Front Walls

13 mm solid/compact grade laminate panels with black core. All visible edges polished. Extruded aluminium head rail, 45mm x 86mm, with radius front and back faces, fixed with screw splines to vertical door frames and corner posts. Wall connection with aluminium u-profiles, 22 mm x 30 mm.

Doors

13 mm solid/compact grade laminate panels with black core, self-closing. All edges polished, with corners 7 mm radius. The door frame is 45mm diameter extruded aluminium. Rubber cushion on the lock side for silent closing.

Partitions, Divider & End Panels

13 mm solid/compact grade laminate panels with black core. All visible edges chamfered. Wall and front connection with aluminium u-profiles, 22 mm x 30 mm. Widths up to 1800 mm are supplied in one piece.

Privacy/Urinal Screens wall mounted

400 x 900 mm
Wall connection with four powder coated support angles. Front corners with 100 mm radius.

13 mm version: 13 mm solid/compact grade laminate panels with black core.

Glass version: consisting of 2 pieces of glass with a matt foil glued in between.

Privacy/Urinal Screens floor mounted

500 x 1850 mm
Wall connection with an aluminium u-profile. Bottom edge of the screen is fixed with a support leg.

13 mm version: 13 mm solid/compact grade laminate panels with black core.

Support Legs

Made of powder-coated aluminium tubes, 40 mm in diameter, with height-adjustable nylon rosettes, concealed fixing. The support legs are inserted into the vertical profiles.

Hardware

3 stainless steel hinges per door, 1 sprung and 2 unsprung. Either polished finish or powder-coated in 7 RAL colours. The doors have a nylon lock housing, door knobs plus a tum button inside and outside and a red/white indicator with emergency opening to the outside.

Accessories

Each cubicle has 1 nylon coat hook and a door buffer. Concealed fixings.

Colours Panels

12 colours are available without surcharge.

Colours Profiles and Nylon Parts

Available without surcharge in anodized aluminium or the following standard colours:

black	approx. RAL 9005
white	approx. RAL 90 10
red	approx. RAL 3003
yellow	approx. RAL 1004
dark blue	approx. RAL 5011
grey	approx. RAL 7038
ultramarine	approx. RAL 5002

Environmental Protection

We do not use materials containing PVC or asbestos.

Type 13 RP is suitable for wet areas.

All cubicles are semi fabricated for easy installation on site.

