




GEIPEL


METAL TILES
CEILINGS
LIGHTINGS



HIGH - TECH FROM GERMANY



PRODUCT
CATALOGUE
2004






Company profile **Geipel** DECKEN- und PROFILSYSTEME GmbH



Quality and the power of innovation are the key to success. A high expert knowledge and state-of-the-art processing methods are the basis for excellent products, new designs and satisfied customers all around the world.

Made by GEIPEL and close to the customer worldwide




Being a pioneer in realising trends, chances and options of tomorrow and putting them consequently into practice for the market and the customers' benefits thanks to one's own capacity means to be up-to-date.

GEIPEL is this pioneering partner with the best perspectives for the future.

We are your partner and develop creative ideas and solutions for you and reliably ensure your demands of tomorrow. New flexible production strategies, the application of innovative processing technologies and the TOP quality in all facets of the

GEIPEL products mark the inherent power, the typical character and the progressiveness of our company.

- Each customer is our partner.
- The direct contact and the continuous communication are of utmost priority.
- An excellent service makes you sure that you can rely on GEIPEL in any situation.



The partnership with GEIPEL leads to success.





This is **Geipel**

Products and design

Complete solutions for ceiling constructions, ensured by an enormous product range of profiles, sub-structure systems, bandrafter constructions, metal tile ceilings, in linear or square type-design, as well as lightings and accessories make GEIPEL to a globally important producer of metal tile ceiling structures.

Top performances in the field of production are always based on the coordination of a qualified staff, most modern processing and measuring techniques and the use of high-quality materials.

Our products made in small or large batches are almost exclusively produced by CNC machines.

Standard metal tile ceiling systems or a HIGH-TECH design solution for auditoriums can be offered by our company not only at a high level of quality but also in an extraordinary design.

The almost impossible demand is often a challenge to search for new solutions.

And for this purpose, we combine the acoustic, light, air conditioning and design components to a harmonised unit.






Innovation by **Geipel**

You have got an idea and would like to implement it into your metal tile ceiling construction?

Then GEIPEL is the right partner for you.

Numerous patents and utility models for metal tile ceiling and lighting systems demonstrate our power of innovation.



Mirror grid lighting systems which can be hinged down and follow the principle of clip-in/hinge-down tiles or the new expanded metal design with integrated lighting are examples of excellently styled products protected by industrial rights and reflect our passion for innovative developments.

Let's put your ideas into practice in close co-operation.

Your Geipel-team

CONTENTS

	PAGE
SUB-STRUCTURE SYSTEM	
T-substructure system 15/38 for lay-in installation of metal ceiling tiles and mineral fibre boards	3 – 6
T-substructure system 24/38 (32) for lay-in installation of metal ceiling tiles and mineral fibre boards	7 – 11
T-substructure system 24/38 (28,4) for lay-in installation of metal ceiling tiles and mineral fibre boards	12 – 13
Accessories for T-profiles	14 – 15
T- bandrafter, lay-on (T-BR) and accessories	16 – 19
C-bandrafter (C-BR) and accessories	20 – 23
Clip-in profile sub-structure system and accessories	24 – 27
Options for connecting metal tiles to the wall	28 – 35
METAL CEILING TILES STANDARD MODULES 600 AND 625	
Metal ceiling tiles for lay-in installation in T-profiles	36 – 47
Calculation assistance for metal tile ceilings in lay-in installation	48 – 49
Metal ceiling tiles for clip-in and clip-in/hinge-down systems	50 – 53
Calculation assistance for metal tile ceilings as clip-in and clip-in/hinge-down systems	54
COOLING CEILINGS	
GEIPEL – Cooling Ceiling Systems	54.1 – 55
FIRE PROTECTION CEILINGS	
Metal Tile Ceilings F 30 with Ultra-Flat Mirror-Grid Lightings	56 – 56.2
RECTANGULAR METAL CEILING TILES	
Rectangular metal tiles for lay-in installation, clip-in and clip-in/hinge-down systems	57 – 61
METAL CEILING TILES PERFORMED IN EXPANDED METAL DESIGN	
Installation types for metal ceiling tiles performed in expanded metal design	62 – 67
SOPHISTICATED AND INDIVIDUAL SPECIAL SOLUTIONS	
Acoustic floating ceiling consisting of arched segments	68 – 71
Ceiling design with a swing, including metal tiles in clip-in systems	72 – 73
Ceiling design with metal tiles in clip-in systems, VAULT CEILINGS	74 – 77
PERFORATION PATTERNS	
Standard perforations and examples of special perforations	78 – 79
NOISE ABSORPTION – TEST REPORTS ON NOISE ABSORPTION	
Audible room acoustics	80 – 81
Test reports on noise absorption	82 – 91
FLAT MIRROR GRID BUILT-IN LIGHTINGS T5-design	
Flat mirror grid built-in lightings suitable for metal tile ceilings in the modules 600 + 625	92 – 96
Number of lamps in the room	97
Detachable parabol mirror grids for built-on lightings	98
Flat mirror grid built-in lightings suited for rectangular metal tile and gypsum board ceilings	99
Lighting test reports	100 – 101
REFERENCE OBJECTS	102 – 105
SITE + ADDRESS	106

METAL TILE CEILINGS



- Object Siemens in MUNICH (Germany)



- Modern indoor architecture designed by using GEIPEL metal ceiling tiles

SUB-STRUCTURE SYSTEMS

Focus on the right profile!

GEIPEL sub-structure systems are suited both for exposed and concealed assemblies of diverse ceiling systems.

- A unique processing quality,
- a large variety of systems and
- an easy and quick assembly

are the most noticeable features of these profiles.

The concealed sub-structure system consists of clip-in profiles which simultaneously operate as a carrying profile (upper profiles) and as a clip-in profile (lower profile).

The metal ceiling tiles are clipped into the lower profile.

Apart from the bandraster system, our T-profile system also belongs to the exposed sub-structure systems.

This T-profile sub-structure system attracts thanks to its easy and rapid assembly and it convinces as a complete ceiling system, consisting of GEIPEL metal tiles or mineral fibre boards for example.

The T-profile system consists of only one main runner type and two system types of cross tees:

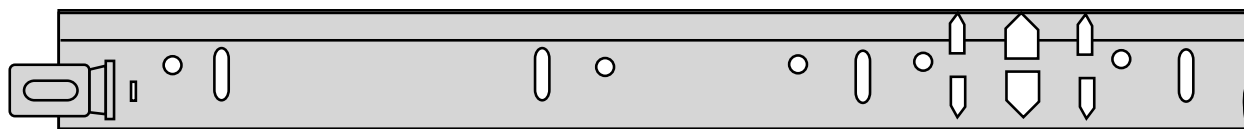
- as hook system (ES) and
- as click system (FDS).

A great design diversity is possible in combination with GEIPEL metal tiles and mirror grid built-in lightings thanks to different shapes, colours and perforation patterns.



SUB-STRUCTURE SYSTEMS

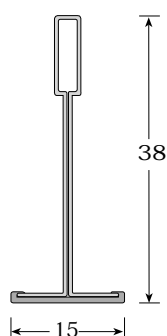
T-substructure system 15/38 for lay-in installation of metal ceiling tiles and mineral fibre boards



Article	Order no.	Designation	Material thickness		Pieces in PU	kg/PU	Number PU/pallet
			in mm				

T-main runner 15/38

click system (FDS) with
fire protection slot
steel sheet, hot-dip galvanized

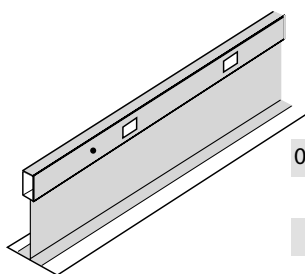


length: 3700 mm module 600							
061 3700	GEIPEL standard ceiling colour white	0.4	30	38.0	50		
062 3700	high gloss silver	0.4	30	35.5	50		
063 3700	high gloss gold	0.4	30	35.5	50		
other colours on request							

length: 3750 mm module 625							
064 3750	GEIPEL standard ceiling colour white	0.4	30	38.5	50		
065 3750	high gloss silver	0.4	30	36.0	50		
066 3750	high gloss gold	0.4	30	36.0	50		
other colours on request							

T-profile 15/38

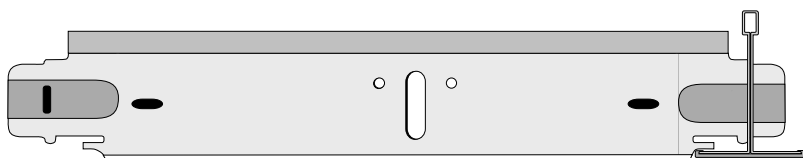
without fire protection slot
front sides butt
steel sheet, hot-dip galvanized



060 100	length: on request						
	GEIPEL standard ceiling colour white	0.4	30	according to length	50		
other colours on request							

SUB-STRUCTURE SYSTEMS

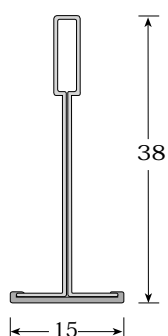
T-substructure system 15/38 for lay-in installation of metal ceiling tiles and mineral fibre boards



Article	Order no.	Designation	Material thickness		Pieces in PU	kg/PU	Number PU/pallet
			in mm				

Cross tee 15/38

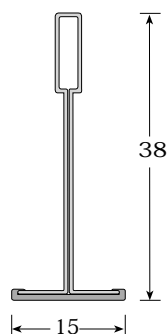
click system (FDS)
steel sheet, hot-dip galvanized



length: 1200 mm module 600						
06401200	GEIPEL standard ceiling colour white	0.4	50	21.2	72	
06411200	high gloss silver	0.4	50	19.6	72	
06421200	high gloss gold	0.4	50	19.6	72	
other colours on request						
length: 1250 mm module 625						
06431250	GEIPEL standard ceiling colour white	0.4	50	22.1	72	
06441250	high gloss silver	0.4	50	20.4	72	
06451250	high gloss gold	0.4	50	20.4	72	
other colours on request						

Cross tee 15/38


click system (FDS)
steel sheet, hot-dip galvanized



length: 600 mm module 600						
06460600	GEIPEL standard ceiling colour white	0.4	75	15.9	80	
06470600	high gloss silver	0.4	75	14.7	80	
06480600	high gloss gold	0.4	75	14.7	80	
other colours on request						
length: 625 mm module 625						
06490625	GEIPEL standard ceiling colour white	0.4	75	16.6	80	
06500625	high gloss silver	0.4	75	15.3	80	
06510625	high gloss gold	0.4	75	15.3	80	
other colours on request						

SUB-STRUCTURE SYSTEMS

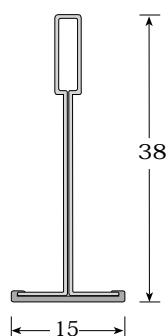
T-substructure system 15/38 for lay-in installation of metal ceiling tiles and mineral fibre boards



Article	Order no.	Designation	Material thickness	Pieces	kg/PU	Number
			in mm	in PU		PU/pallet

Cross tee 15/38

click system (FDS)
steel sheet, hot-dip galvanized



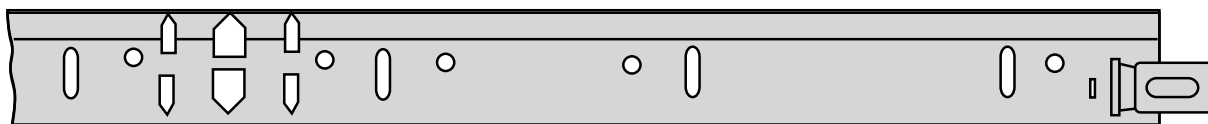
length: 300 mm module 600						
0611 300	GEIPEL standard ceiling colour white	0.4	150	15.9	80	
0612 300	high gloss silver	0.4	150	14.7	80	
0613 300	high gloss gold	0.4	150	14.7	80	
other colours on request						

length: 312.5 mm module 625						
0614 312	GEIPEL standard ceiling colour white	0.4	150	16.6	80	
0615 312	high gloss silver	0.4	150	15.3	80	
0616 312	high gloss gold	0.4	150	15.3	80	
other colours on request						



SUB-STRUCTURE SYSTEMS

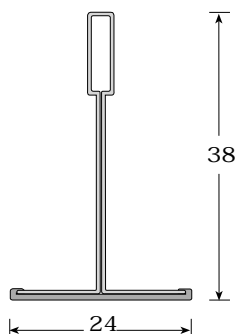
T-substructure system 24/38 for lay-in installation of metal ceiling tiles and mineral fibre boards



Article	Order no.	Designation	Material thickness	Pieces	kg/PU	Number
			in mm	in PU		PU/pallet

T-main runner 24/38

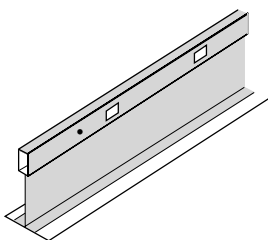
suitable for ES and FDS systems
with fire protection slot
steel sheet, hot-dip galvanized



length: 3700 mm module 600						
06103700	GEIPEL standard ceiling colour white	0.4	25	37.0	50	
06203700	high gloss silver	0.4	25	34.5	50	
06303700	high gloss gold	0.4	25	34.5	50	
other colours on request						
length: 3700 mm module 625						
06403750	GEIPEL standard ceiling colour white	0.4	25	37.5	50	
06503750	high gloss silver	0.4	25	35.0	50	
06603750	high gloss gold	0.4	25	35.0	50	
other colours on request						

T-profile 24/38

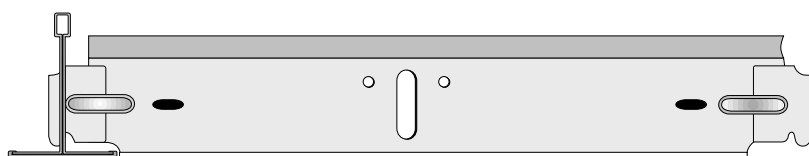
without fire protection slot
front sides butt
steel sheet, hot-dip galvanized



0600100	length: on request					
	GEIPEL standard ceiling colour white	0.4	25	according to length	50	
other colours on request						

SUB-STRUCTURE SYSTEMS

T-substructure system 24/32 for lay-in installation of metal ceiling tiles and mineral fibre boards

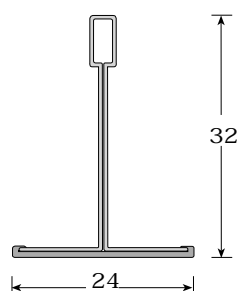


ES system

Article	Order no.	Designation	Material thickness		Pieces in PU	kg/PU	Number PU/pallet
			in mm				

Cross tee 24/32

hook system (ES)
steel sheet, hot-dip galvanized



0611200 D	length: 1200 mm module 600	0.3	50	16.0	72
0611200	length: 1200 mm module 600	0.4	50	20.6	72
0611250	length: 1250 mm module 625	0.4	50	21.4	72
GEIPEL standard ceiling colour white other colours on request					

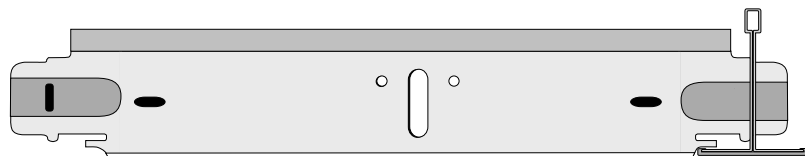
Cross tee 24/32

hook system (ES)
steel sheet, hot-dip galvanized

0610600 D	length: 600 mm module 600	0.3	75	12.0	72
0610600	length: 600 mm module 600	0.4	75	15.4	72
0610625	length: 625 mm module 625	0.4	75	16.1	72
GEIPEL standard ceiling colour white other colours on request					

SUB-STRUCTURE SYSTEMS

T-substructure system 24/32 for lay-in installation of metal ceiling tiles and mineral fibre boards

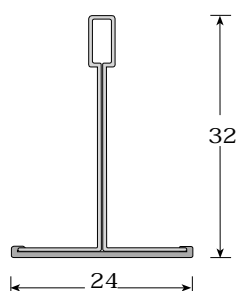


FDS system

Article	Order no.	Designation	Material thickness		Pieces in PU	kg/PU	Number PU/pallet
			in mm				

Cross tee 24/32

click system (FDS)
steel sheet, hot-dip galvanized



length: 1200 mm module 600						
06221200 D	GEIPEL standard ceiling colour white	0.3	50	16.0	72	
06221200	GEIPEL standard ceiling colour white	0.4	50	20.6	72	
06231200	high gloss silver	0.4	50	19.0	72	
06241200	high gloss gold	0.4	50	19.0	72	
other colours on request						

length: 1250 mm Module 625						
06251250	GEIPEL standard ceiling colour white	0.4	50	21.4	72	
06261250	high gloss silver	0.4	50	19.7	72	
06271250	high gloss gold	0.4	50	19.7	72	
other colours on request						

Cross tee 24/32


click system (FDS)
steel sheet, hot-dip galvanized

length: 600 mm Module 600						
06280600 D	GEIPEL standard ceiling colour white	0.3	75	12.0	72	
06280600	GEIPEL standard ceiling colour white	0.4	75	15.9	72	
06290600	high gloss silver	0.4	75	14.2	72	
06300600	high gloss gold	0.4	75	14.2	72	
other colours on request						

length: 625 mm Module 625						
06310625	GEIPEL standard ceiling colour white	0.4	75	16.6	72	
06320625	high gloss silver	0.4	75	14.8	72	
06330625	high gloss gold	0.4	75	14.8	72	
other colours on request						

SUB-STRUCTURE SYSTEMS

T-substructure system 24/32 for lay-in installation of metal ceiling tiles and mineral fibre boards

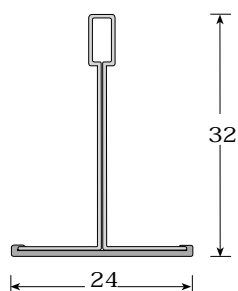


FDS system

Article	Order no.	Designation	Material thickness	Pieces	kg/PU	Number
			in mm	in PU		PU/pallet

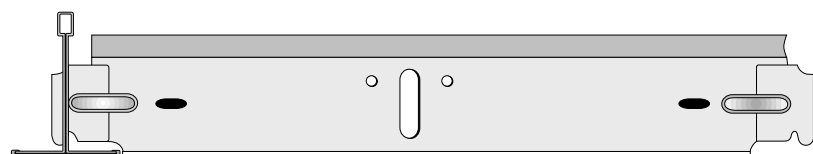
Cross tee 24/32

click system (FDS)
steel sheet, hot-dip galvanized



length: 300 mm Module 600						
06110300	GEIPEL standard ceiling colour white	0.4	150	15.4	72	
06120300	high gloss silver	0.4	150	14.2	72	
06130300	high gloss gold	0.4	150	14.2	72	
other colours on request						

length: 312.5 mm Module 625						
06140312	GEIPEL standard ceiling colour white	0.4	150	16.1	72	
06150312	high gloss silver	0.4	150	14.8	72	
06160312	high gloss gold	0.4	150	14.8	72	
other colours on request						



ES system

Cross tee 24/32

hook system (ES)
steel sheet, hot-dip galvanized

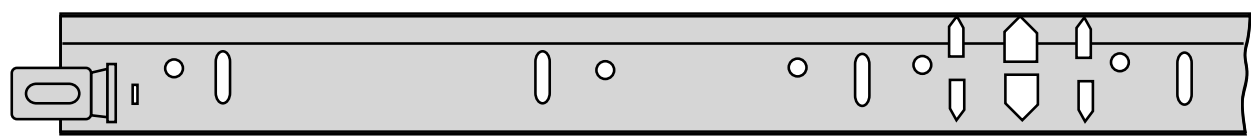
0610300	length: 300 mm Module 600	0.4	150	15.4	72	
0610312	length: 312,5 mm Module 625	0.4	150	16.1	72	
GEIPEL standard ceiling colour white						
other colours on request						



SUB-STRUCTURE SYSTEMS

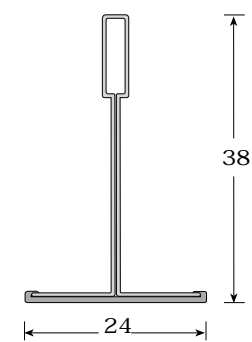
T-substructure system 24/38 for lay-in installation of metal ceiling tiles and mineral fibre boards

- the little lighter version



Article	Order no.	Designation	Material thickness in mm	Pieces in PU	kg/PU	Number PU/pallet
---------	-----------	-------------	-----------------------------	-----------------	-------	---------------------

T-main runner 24/38



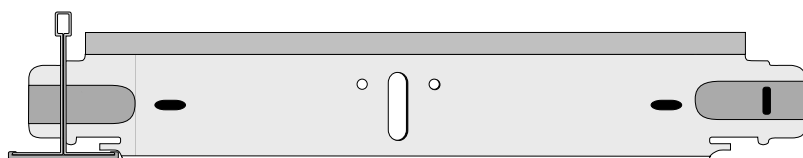
suitable for ES and FDS systems
with fire protection slot
steel sheet, hot-dip galvanized

length: 3700 mm Module 600						
06103700 L	GEIPEL standard ceiling colour white	0.3	25	29.2	50	other colours on request



SUB-STRUCTURE SYSTEMS

T-substructure system 24/28,4 for lay-in installation of metal ceiling tiles and mineral fibre boards

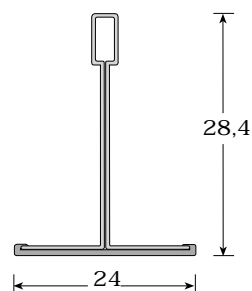


FDS-L system

Article	Order no.	Designation	Material thickness in mm	Pieces in PU	kg/PU	Number PU/pallet
---------	-----------	-------------	-----------------------------	-----------------	-------	---------------------

Cross tee 24/28,4

click system (FDS-L)
steel sheet, hot-dip galvanized



length: 1200 mm Module 600						
06221200 L	GEIPEL standard ceiling colour white	0.3	50	13.0	72	other colours on request
length: 600 mm Module 600						
06280600 L	GEIPEL standard ceiling colour white	0.3	75	10.0	72	other colours on request

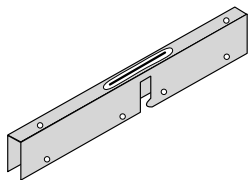
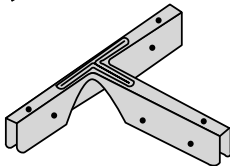
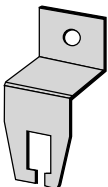
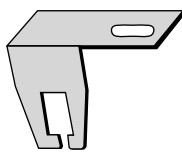
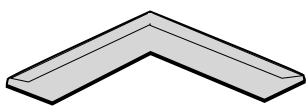
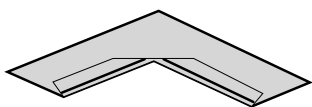
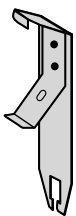




ECCO STADION Den Bosch, Netherlands

- T-bandraaster combined with T-substructure system, width 24 mm

SUB-STRUCTURE SYSTEMS

Accessories for T-profiles


Article	Order no.	Designation	Pieces/PU	kg/PU
	0650100	coupling element	100	2.7
	0650110	T-connector	100	3.4
	0650130	suspender	100	1.9
	0650140	direct suspender	100	1.5
	0650150	outer edge for wall angle, white		1.3
	0650160	inner edge for wall angle, white		1.0
	0650170	rapid suspender	100	3.6
	0650180	slit suspender	100	2.3



SUB-STRUCTURE SYSTEMS

Accessories for T-profiles

Article




Order no.	Designation	Pieces/PU	kg/PU
0650120	suspender	100	1.9

Building design with
GEIPEL metal tile ceilings



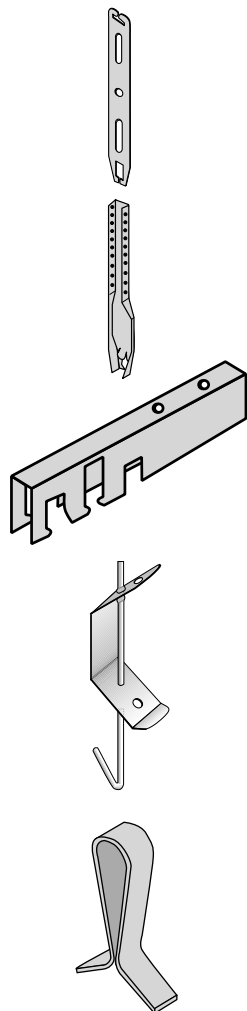
Building design with
GEIPEL metal tile ceilings



SUB-STRUCTURE SYSTEMS


Accessories for T-profiles

Article



Order no.	Designation	Pieces/PU	kg/PU
0650190	combined slit suspender	100	2.8
0650200	vernier lower part	100	4.3
0650220	coupling element	100	2.6
0650230	rapid suspender with premounted rod with hook, l =125	100	2.2
0650240	rapid suspender with premounted rod with hook, l =125	100	3.5
0800805.1	pressure spring clip of steel	500	
0800805.2	pressure spring clip of plastics	500	

Building of the KLÜBER company in MUNICH (Germany)



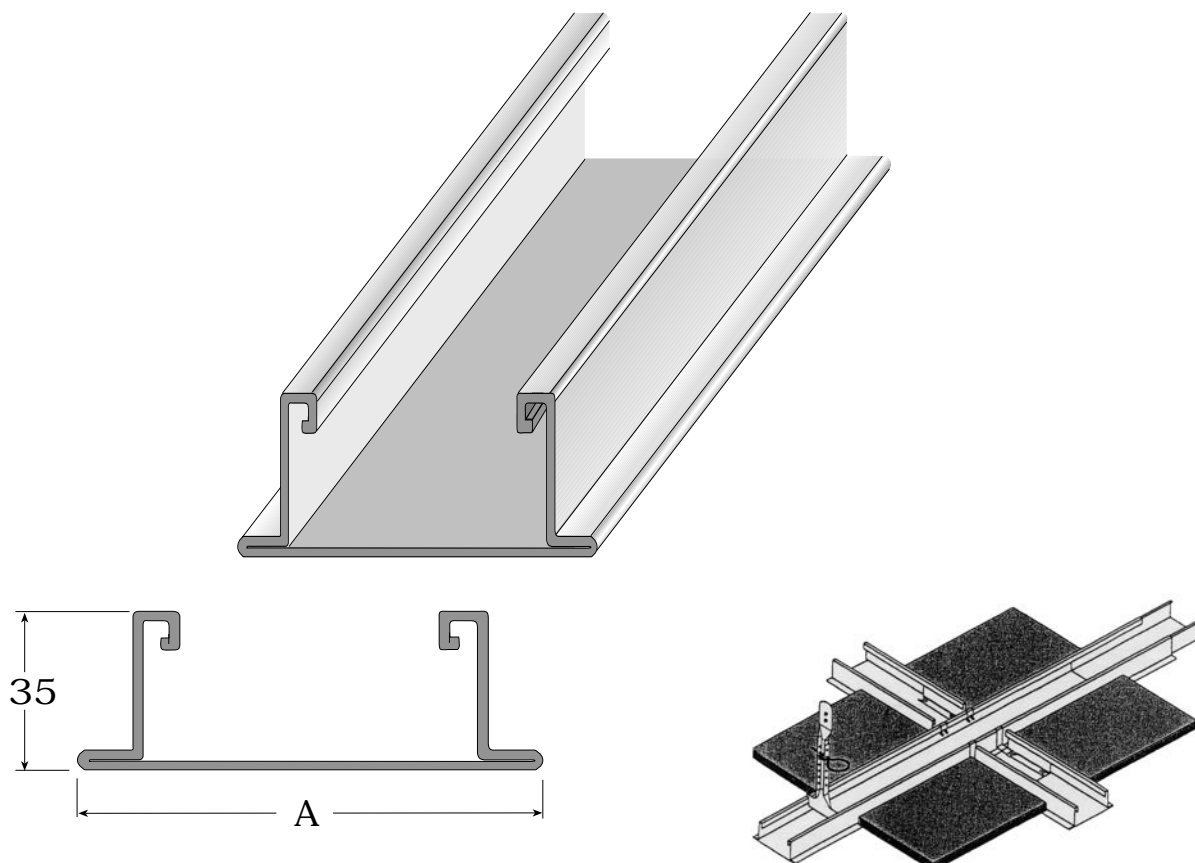


CITY HALL in NIEUWEGEIN (Netherlands) in futuristic design
combined with perforated
GEIPEL rectangular tiles
laying on T-bandraster



SUB-STRUCTURE SYSTEMS

T-bandraster, lay-on (T-BR) and accessories

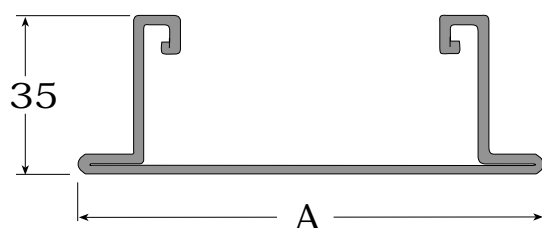
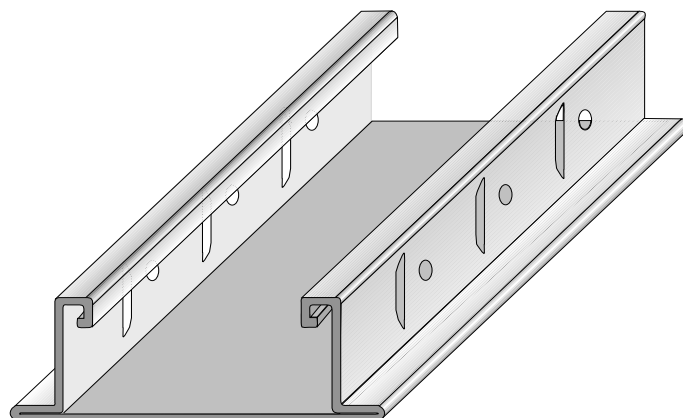


T- bandraster, lay-on, non-slit (T-BR)
 GEIPEL standard ceiling colour white, like GEIPEL T-substructure system
 stove-enamelled or polyesterpowder coated up to l = 4000 mm
 other lengths on request
 other RAL colours on request

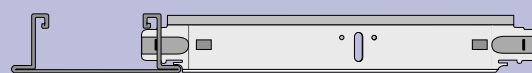
Order no.	A in mm	Coding	Thickness in mm	Piece/PU	Length in mm
0700010	50	T-BR 50	0.6	8	3,600
0700020	75	T-BR 75	0.6	8	3,600
0700030	100	T-BR 100	0.6	8	3,600
0700040	115	T-BR 115	0.6	4	3,600
0700050	125	T-BR 125	0.7	4	3,600
0700060	150	T-BR 150	0.7	4	3,600
0700070	175	T-BR 175	0.75	4	3,600
0700080	200	T-BR 200	0.75	4	3,600
0700090	50–200		0.6/0.75	4/8	special length/special colour

SUB-STRUCTURE SYSTEMS

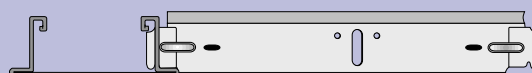
T- bandraster, lay-on (T-BR) and accessories



can be combined with T-substructure system



hook system (ES)



T-bandraster, lay-on, slit (T-BR)

GEIPEL standard ceiling colour white, like GEIPEL T-substructure system

stove-enamelled or polyesterpowder coated up to l = 4000 mm

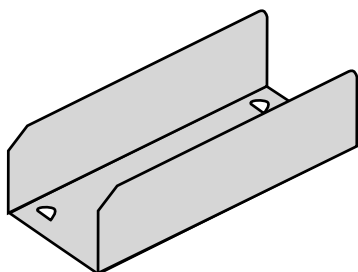
other lengths on request

other RAL colours on request

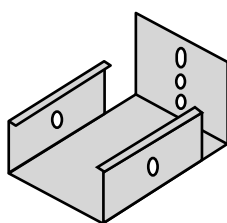
Order no.	A in mm	Coding	Thickness in mm	Piece/PU	Length in mm
0700210	50	T-BR 50	0.6	8	3,600
0700220	75	T-BR 75	0.6	8	3,600
0700230	100	T-BR 100	0.6	8	3,600
0700240	115	T-BR 115	0.6	4	3,600
0700250	125	T-BR 125	0.7	4	3,600
0700260	150	T-BR 150	0.7	4	3,600
0700270	175	T-BR 175	0.75	4	3,600
0700280	200	T-BR 200	0.75	4	3,600
0700290	50–200		0.6/0.75	4/8	special length/special colour

SUB-STRUCTURE SYSTEMS

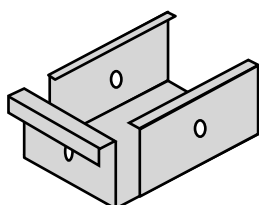
T- bandraster, lay-on (T-BR) and accessories



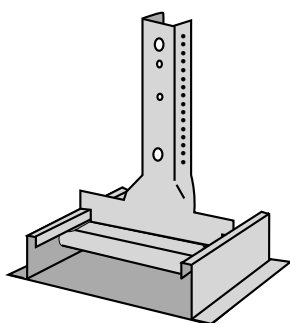
Longitudinal connector



Wall connector



Cross connector

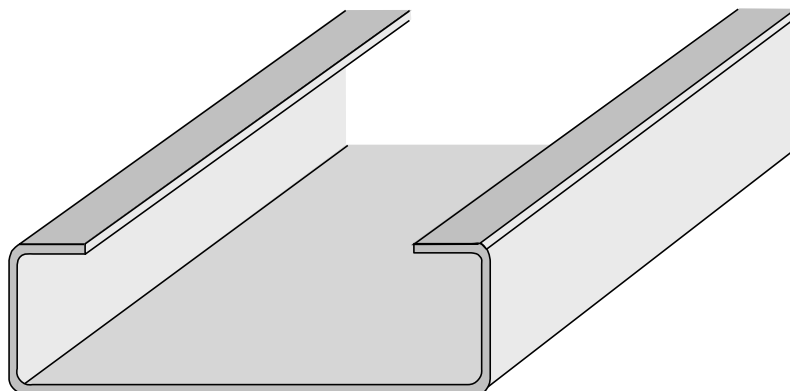


Vernier lower part

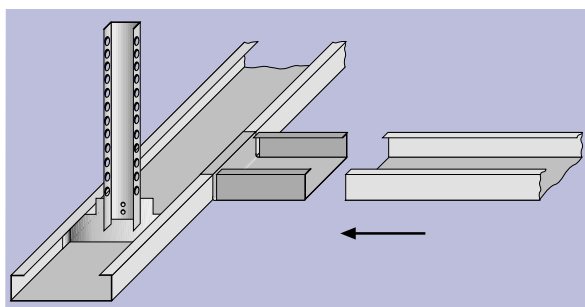
Order no.	Bandraster in mm	Coding	Pieces/PU
0700011	50	LV 50	100
0700021	75	LV 75	100
0700031	100	LV 100	100
0700041	115	LV 115	100
0700051	125	LV 125	100
0700061	150	LV 150	100
0700071	175	LV 175	100
0700081	200	LV 200	100
0700012	50	WA 50	100
0700022	75	WA 75	100
0700032	100	WA 100	100
0700042	115	WA 115	100
0700052	125	WA 125	100
0700062	150	WA 150	100
0700072	175	WA 175	100
0700082	200	WA 200	100
0700013	50	VSch 50	100
0700023	75	VSch 75	100
0700033	100	VSch 100	100
0700043	115	VSch 115	100
0700053	125	VSch 125	100
0700063	150	VSch 150	100
0700073	175	VSch 175	100
0700083	200	VSch 200	100
0700014	50	NUT 50	100
0700024	75	NUT 75	100
0700034	100	NUT 100	100
0700044	115	NUT 115	100
0700054	125	NUT 125	100
0700064	150	NUT 150	100
0700074	175	NUT 175	100
0700084	200	NUT 200	100

SUB-STRUCTURE SYSTEMS

C-bandraster (C-BR) and accessories



C-bandraster (C-BR)
 GEIPEL standard ceiling colour white,
 like GEIPEL T-substructure systems
 stove-enamelled or polyesterpowder coated
 up to l = 4000 mm
 other lengths on request
 other RAL colours on request



Example

Order no.	A in mm	Coding	Thickness in mm	Piece/PU	Length in mm
					other lengths on request
0700110	50	C-BR 50	0.7 – 1.0	12	3,600
0700120	75	C-BR 75	0.7 – 1.0	9	3,600
0700130	100	C-BR 100	0.7 – 1.0	9	3,600
0700140	115	C-BR 115	0.7 – 1.0	6	3,600
0700150	125	C-BR 125	1.0 – 1.2	6	3,600
0700160	150	C-BR 150	1.0 – 1.2	6	3,600
0700170	175	C-BR 175	1.0 – 1.2	6	3,600
0700180	200	C-BR 200	1.0 – 1.2	3	3,600
0700190	50–200		0.7/1.2	3–12	special length/special colour



Building design with metal
tile ceilings made by GEIPEL

- rectangular tile ceiling (combined with
bandraster sub-structure system)




TRIADE TOWER
Administration building in AMSTERDAM
(Netherlands)



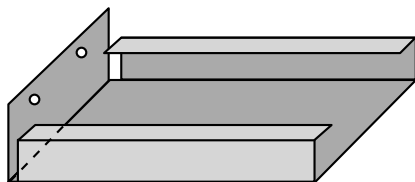


SUB-STRUCTURE SYSTEMS

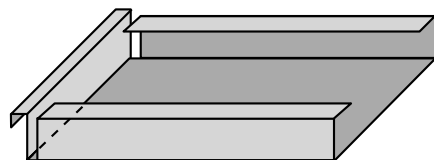
C-bandrafter (C-BR) and accessories



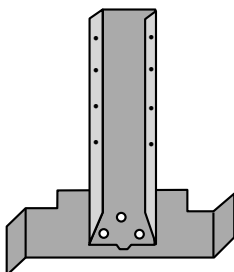
Longitudinal connector



Wall connector



Cross connector



Vernier lower part

Order no.	Bandrafter in mm	Coding	Pieces/PU
0700111	50	LV 50	100
0700121	75	LV 75	100
0700131	100	LV 100	100
0700141	115	LV 115	100
0700151	125	LV 125	100
0700161	150	LV 150	100
0700171	175	LV 175	100
0700181	200	LV 200	100
0700112	50	WA 50	100
0700122	75	WA 75	100
0700132	100	WA 100	100
0700142	115	WA 115	100
0700152	125	WA 125	100
0700162	150	WA 150	100
0700172	175	WA 175	100
0700182	200	WA 200	100
0700113	50	VSch 50	100
0700123	75	VSch 75	100
0700133	100	VSch 100	100
0700143	115	VSch 115	100
0700153	125	VSch 125	100
0700163	150	VSch 150	100
0700173	175	VSch 175	100
0700183	200	VSch 200	100
0700114	50	NUT 50	100
0700124	75	NUT 75	100
0700134	100	NUT 100	100
0700144	115	NUT 115	100
0700154	125	NUT 125	100
0700164	150	NUT 150	100
0700174	175	NUT 175	100
0700184	200	NUT 200	100



NEUHAUS HTP PHARMA PACKAGING

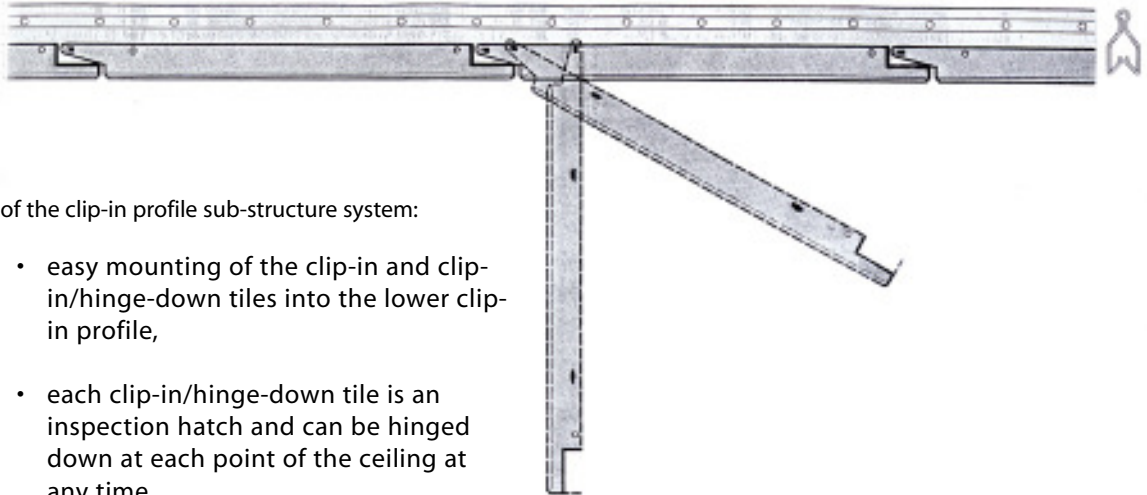
Company building with
GEIPEL metal tile ceilings
clip-in/hinge-down module 625
non-perforated, white



SUB-STRUCTURE SYSTEMS

Clip-in profile sub-structure system and accessories

for the metal tile ceiling with inspection hatch function



ADVANTAGES of the clip-in profile sub-structure system:

- easy mounting of the clip-in and clip-in/hinge-down tiles into the lower clip-in profile,
- each clip-in/hinge-down tile is an inspection hatch and can be hinged down at each point of the ceiling at any time,
- a possible upgrading of the ceiling with additional sound absorbers or an adaptation to changed regulations on fire protection and construction principles can be rapidly realised in only a few steps without changing the original view.



Clip-in/hinge-down MIRROR GRID LIGHTING – protected by industrial rights

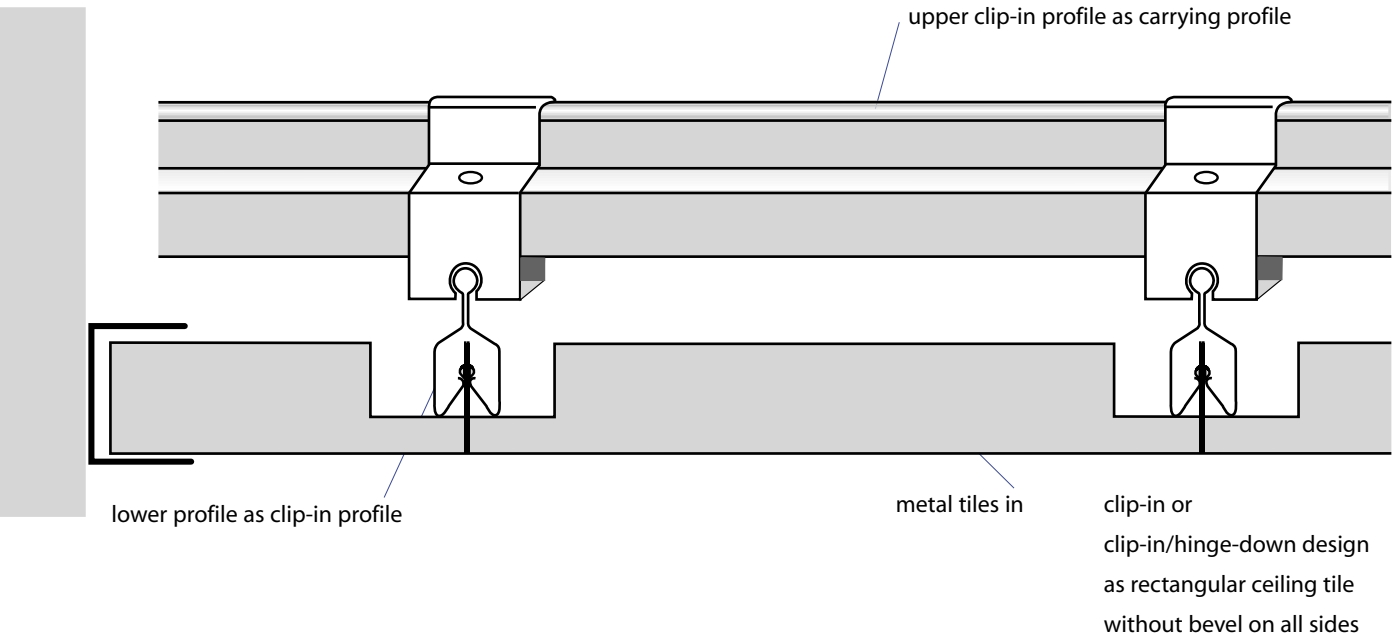


Clip-in/hinge-down METAL CEILING TILE

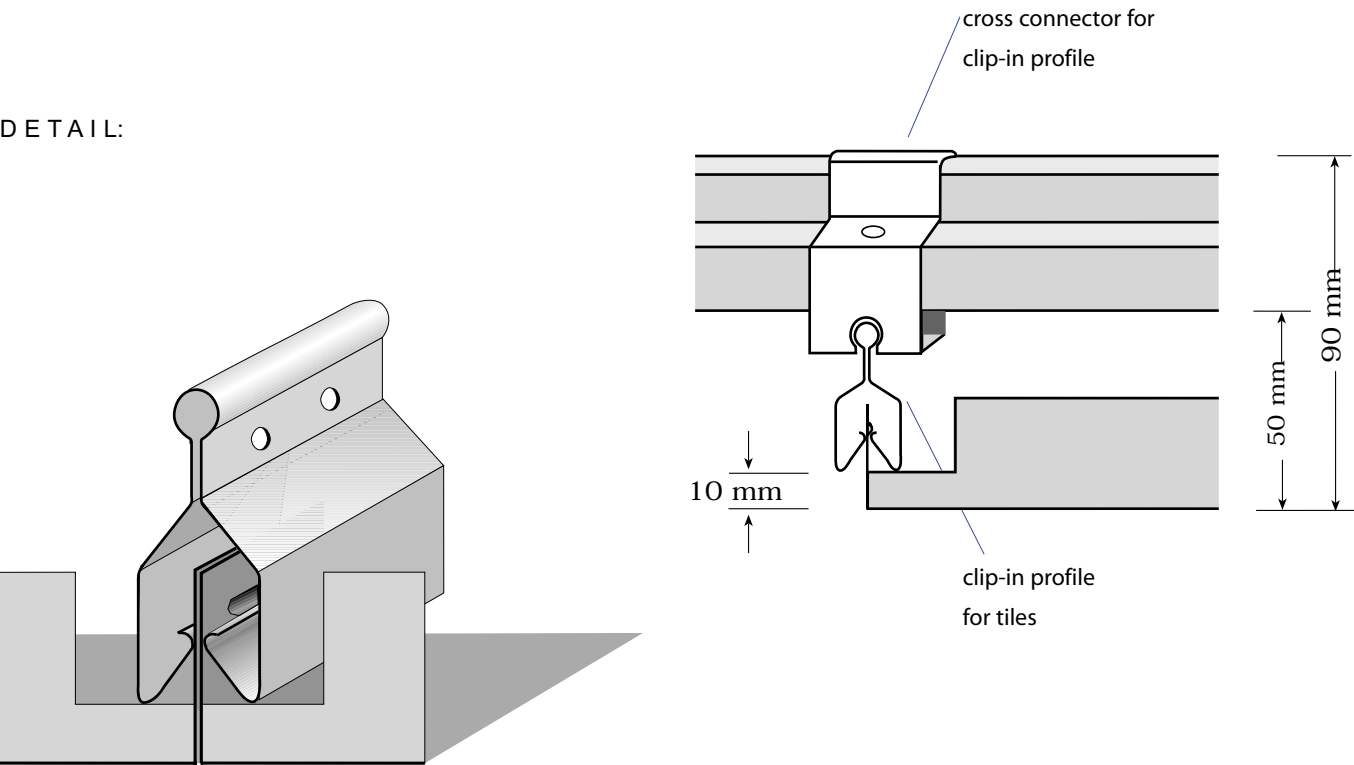
SUB-STRUCTURE SYSTEMS

Clip-in profile sub-structure system and accessories

Clip-in and clip-in/hinge-down tile ceiling system:



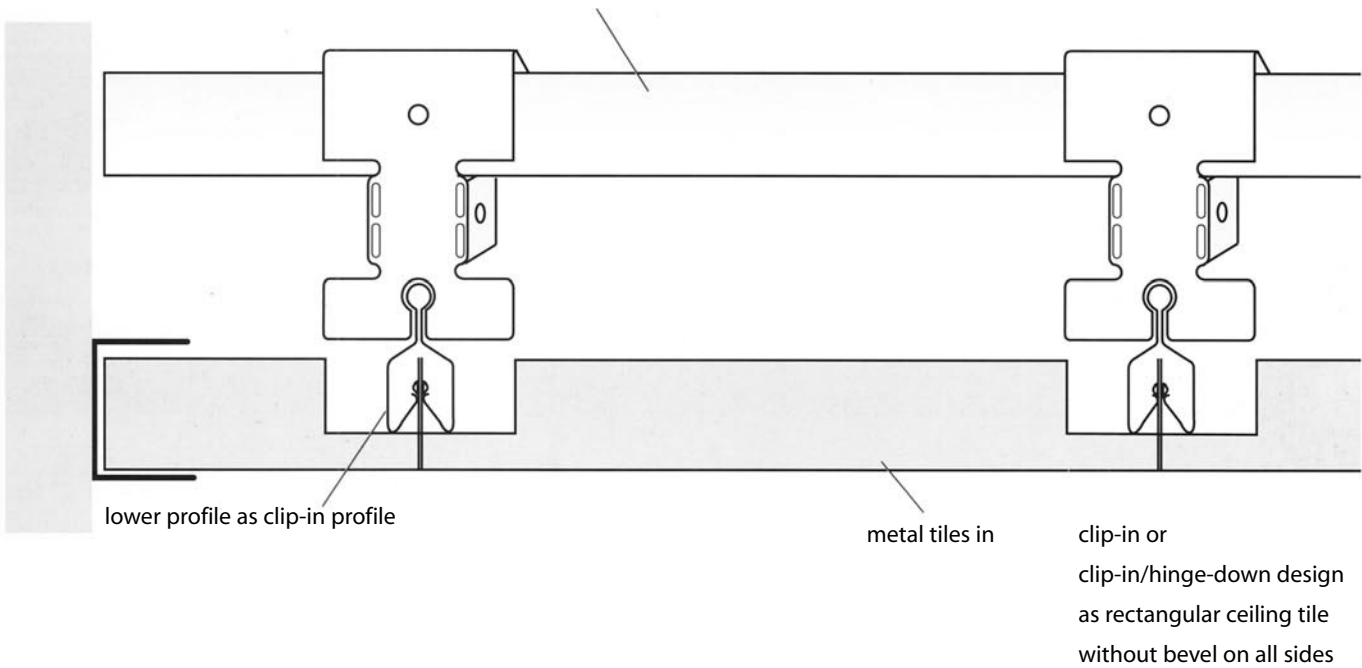
DETAIL:



SUB-STRUCTURE SYSTEMS

Clip-in profile sub-structure system and accessories

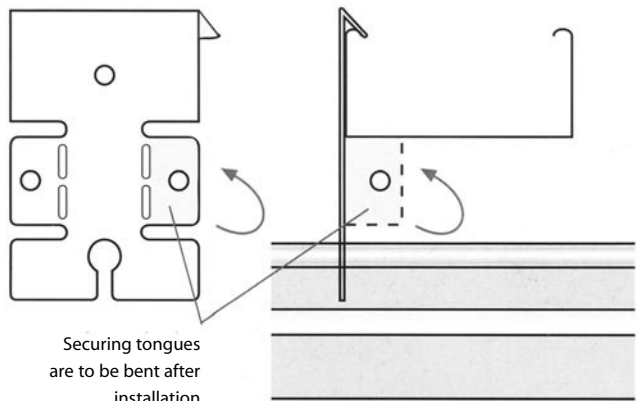
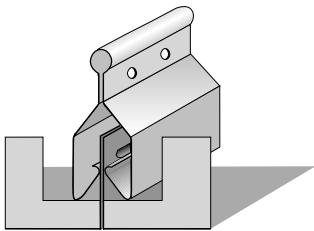
Clip-in and clip-in/hinge-down tile ceiling system:
– alternatively: clip-in profile combined with CD as carrying profile



Order no.	Designation	Piece/PU	kg/PU
0800819	Cross connector between clip-in profile and CD-profile CD profile as carrying profile	100	3.5

DETAIL:

Perspective view
clip-in profile

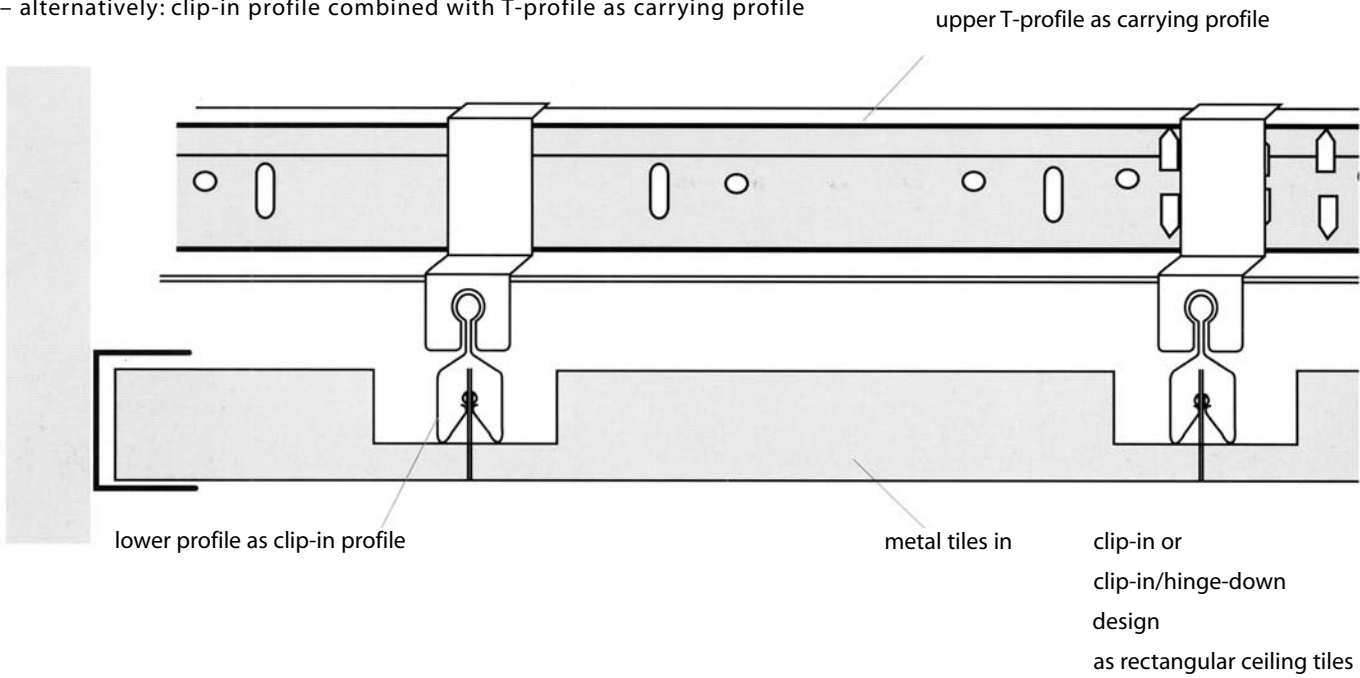


Lateral view:
cross connector
CD profile / clip-in profile

SUB-STRUCTURE SYSTEMS

Clip-in profile sub-structure system and accessories

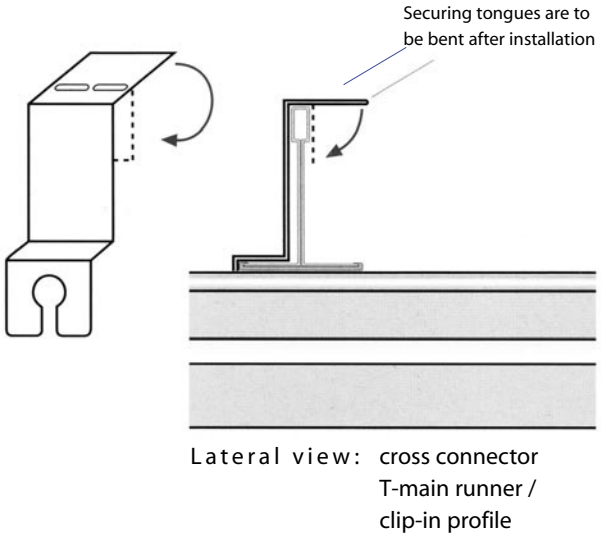
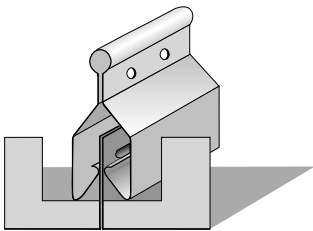
Clip-in and clip-in/hinge-down tile ceiling system:
– alternatively: clip-in profile combined with T-profile as carrying profile



Order no.	Designation	Piece/PU	kg/PU
0800818	Cross connector between clip-in profile and T-profile T-profile as carrying profile	100	1.7

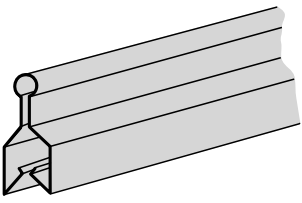
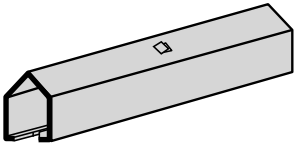
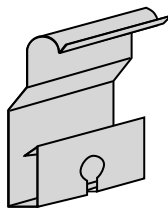
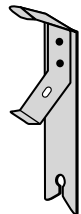
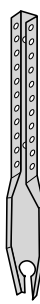
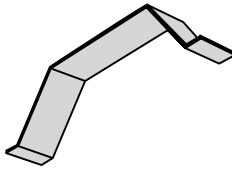
DETAIL:

Perspective view
clip-in profile



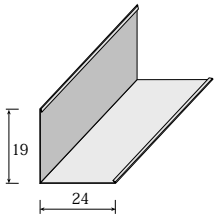
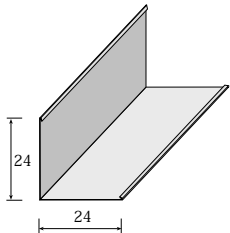
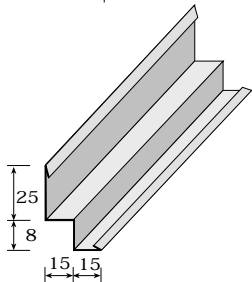
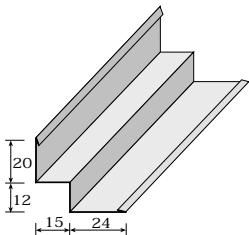
SUB-STRUCTURE SYSTEMS

Clip-in profile sub-structure system and accessories

Article	Order no.	Designation	Pieces/PU	kg/PU
	0800800	clip-in profile as upper and lower profiles		
		of galvanized steel sheet	15	30
		length 4000 mm		
	0800801	clip-in profile connector		
		of galvanized steel sheet	100	5.0
		length 100 mm		
	0800802	cross connector for clip-in profile	100	0.8
	0800803	rapid suspender for clip-in profile	100	3.5
	0800804	vernier lower part for clip-in profile	100	5.3
	0800805	down-holding spring clip	100	
		for notched ceiling tiles		

SUB-STRUCTURE SYSTEMS

Options for connecting metal tiles to the wall

Article	Order no.	Designation	Material thickness in mm	Pieces in PU	kg/PU	Number PU/pallet
	0500106	wall angle 19 x 24, steel	0.5	30	17.0	50
		GEIPEL standard ceiling colour white				
		length: 3000 mm other lengths and colours on request				
	05001064	wall angle 24 x 24, steel	0.5	30	18.0	50
		GEIPEL standard ceiling colour white				
		length: 3000 mm of aluminium on request other lengths and colours on request				
	050111	F-angle 25/25, aluminium	1.2			
		GEIPEL standard ceiling colour white				
		length: 4000 mm other colours on request				
	0501111	shadow edge trim, steel	0.5	30	20.3	50
		GEIPEL standard ceiling colour white				
		25/15/8/15 length: 3000 mm other lengths and colours on request				
	0500109	shadow edge trim, steel	0.5	30	26.0	50
		GEIPEL standard ceiling colour white				
		20/15/12/24 length: 3000 mm other lengths and colours on request				



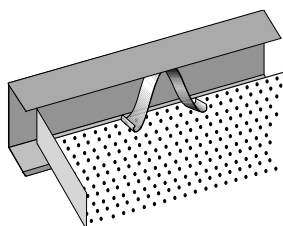
Anschluß mit SÄULENRING



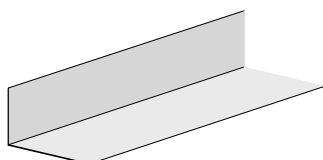
SUB-STRUCTURE SYSTEMS

Clip-in profile sub-structure system and accessories

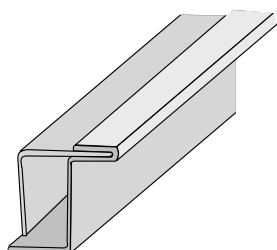
Article	Order no.	Designation	Pieces in PU	kg/PU
---------	-----------	-------------	-----------------	-------



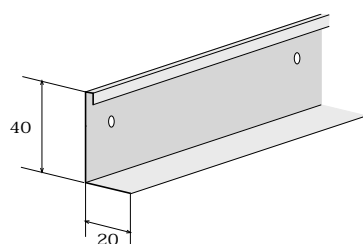
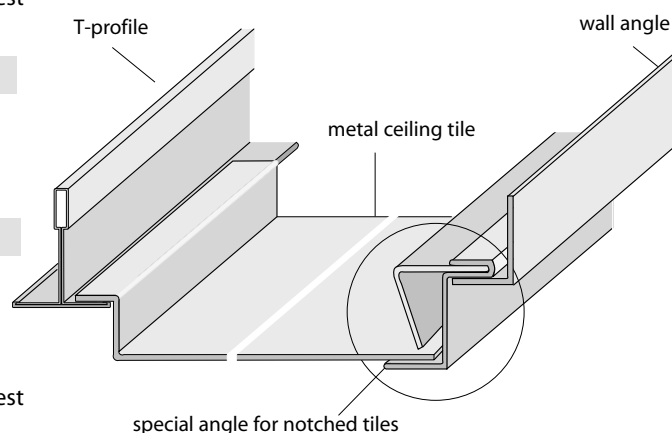
0800806	wall U-profile 25/31/22 x 0.6			
	length: 3000 mm		20	23.5
	galvanized steel sheet, non-coated			
	or powder coated in GEIPEL standard ceiling colour white			
	other colours on request			



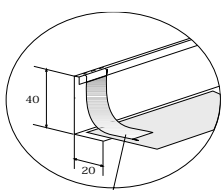
0800807	L-wall angle 36/50/1.0			
	length: 2500 mm		20	33.5
	length: 3000 mm		20	40.3
	galvanized steel sheet, non-coated			
	or powder coated in GEIPEL standard ceiling colour white			
	other colours on request			



	special angle			
	for notched standard tiles,			
	tegular design			
0800808	600 mm			
0800809	625 mm			
	GEIPEL standard			
	ceiling colour white			
	other colours on request			



	clip-in wall profile	of steel sheet		
	thickness of 1.0 mm, with standard perforation			
	flanges 40 x 20 mm - the ideal wall angle for metal tile and strip ceilings in			
	combination with holding-down spring clip.			
	GEIPEL standard ceiling colour white, other colours on request			



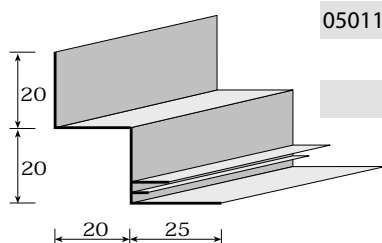
holding-down spring

	holding-down spring clip			
	of galvanized spring steel, suited to the angle above			

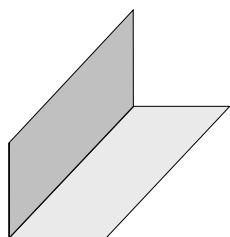
SUB-STRUCTURE SYSTEMS

Options for connecting metal tiles to the wall

Article	Order no.	Designation	Material thickness in mm	Pieces in PU	kg/PU	Number PU/pallet
---------	-----------	-------------	-----------------------------	-----------------	-------	---------------------

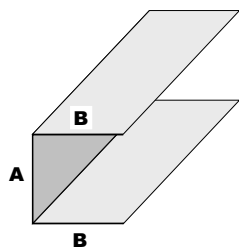


050112	F-shadow-edge trim, Alu	1.25
	GEIPEL standard ceiling colour white	
	20/20/20/25	
	length: 4000 mm	



angle

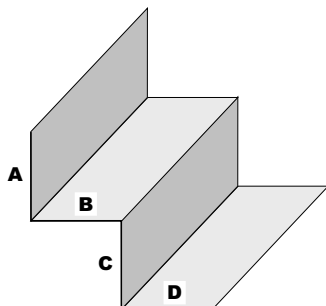
material: galvanized steel sheet or aluminium
thickness 0.6–2.0 mm • length max. 3000 mm (without bevel)
flange width on request
(not in stock)



U-profiles

material: galvanized steel sheet or aluminium
thickness 0.6–2.0 mm • length max. 3000 mm
(not in stock)

B	22	25	25	50	27	20
A	35	37	20	30	28	36
B	22	35	25	50	27	20



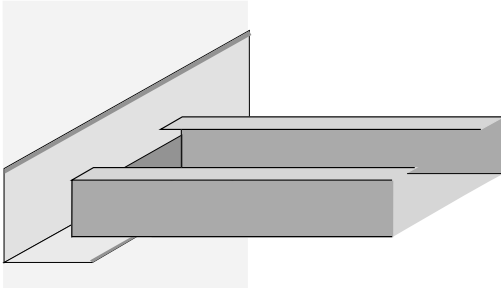
shadow edge trim

material: galvanized steel sheet or aluminium
thickness 0.6–2.0 mm • length max. 3000 mm
(without bevel)
(not in stock)

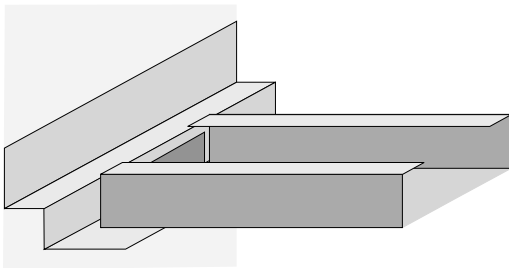
A	20	24	30	30	20	25	20	50	50	15	30	20
B	20	15	30	12	20	20	20	15	20	30	30	40
C	20	12	30	15	12,5	20	12	15	18	150	25	20
D	20	20	30	20	20	25	20	30	10	60	25	20

SUB-STRUCTURE SYSTEMS

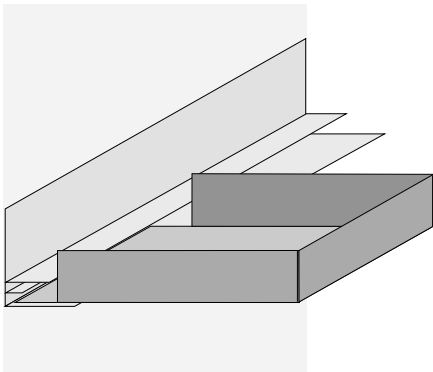
Options for connecting metal tiles to the wall . . .



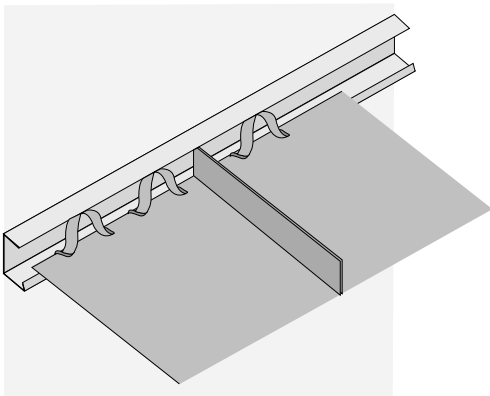
... as a rectangular tile onto wall angle with sharp edges



... as a rectangular tile onto shadow edge trim with sharp edges



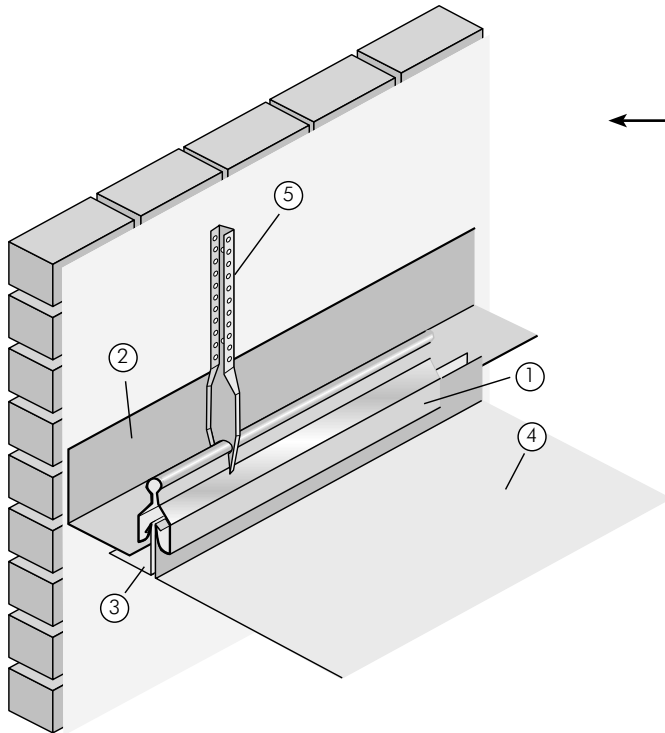
... as a rectangular tile onto F-angle with sharp edges



... into wall-U-profile with profile down-holding spring clip

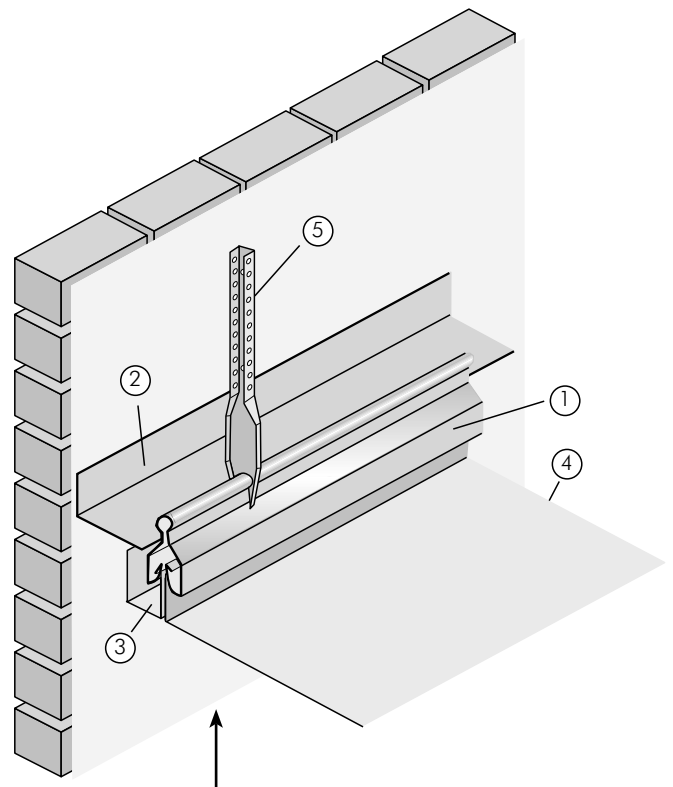


Options for connecting clip-in / hinge-down metal tiles to the wall



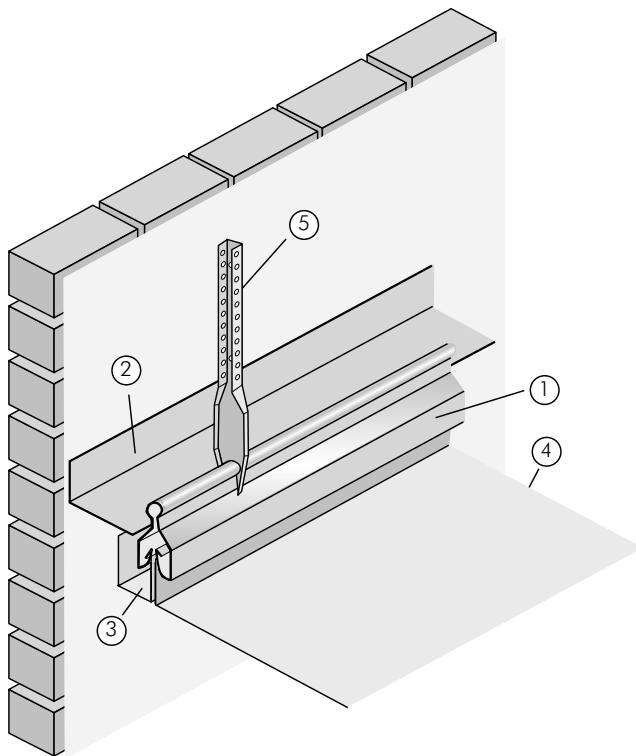
Connection to the wall by L-angle and covering angle

- 1 clip-in profile
- 2 L-wall angle 35/30/1.0 mm
- 3 covering angle for clipping 25/28/0.63 mm
- 4 clip-in tile
- 5 vernier lower part



Connection to the wall by L-angle and special angle

- 1 clip-in profile
- 2 L-wall angle 35/40/1.0 mm
- 3 special angle for clipping 25/20/28/0.63 mm
- 4 clip-in tile
- 5 vernier lower part



Connection to the wall by UD-profile and gypsum board

- 1 clip-in profile
- 2 UD-profile 27/28/27/0.63 mm
- 3 CD-profile
- 4 clip-in tile
- 5 vernier lower part suspender
- 6 gypsum board
- 7 covering angle for clipping 25/28/0.63 mm





METAL CEILING TILES STANDARD MODULES 600 AND 625

standard metal tiles in the modules 600 and 625:

- as lay-in tiles on T-profiles with a width of 15 mm or 24 mm or on special profiles
- as clip-in and clip-in/hinge-down tiles in clip-in profiles
- colour identity with the exposed GEIPEL sub-structure system

Create visual focuses by colorating the ceiling and thus give the room an attractive atmosphere as a whole.

GEIPEL metal tiles are coated by polyester powder in the GEIPEL standard ceiling colour white. All other RAL colours are available on request.

Special architectonic effects may be achieved by tiles in high gloss silver, gold or copper.

Cut-outs for functional elements such as:

- lightings
 - sprinkler systems
 - loudspeakers or
 - air-conditioning systems
- can be prefabricated.



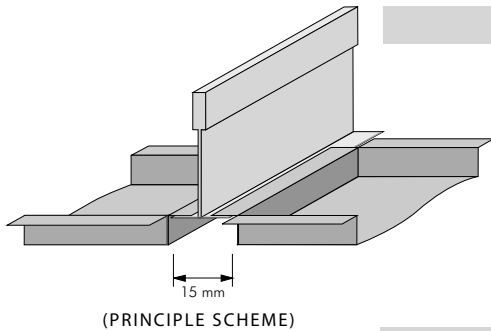
AL GURG TOWER

Company building with GEIPEL ceilings
DUBAI (United Arab Emirates)



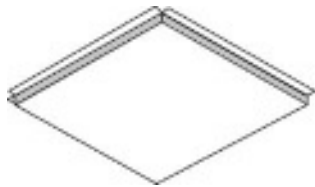
METAL CEILING TILES STANDARD MODULES 600 AND 625

Metal ceiling tiles for lay-in installation in T-profiles



INSTALLATION SYSTEM EK 600 / 15

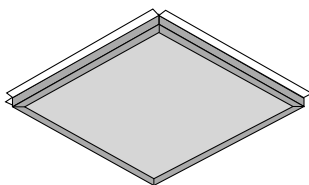
Lay-in tile for T-profile sub-structure system
width of 15 mm and special profiles
in square type design, tegular (dropped in), with sharp edges, without bevel



without bevel
with sharp edges

Order no.	Designation	Thickness in mm	Pieces PU	Modules
-----------	-------------	--------------------	--------------	---------

0800302	of galvanized steel sheet polyesterpowder coated GEIPEL standard ceiling colour white plain – non-perforated	0.5 – 0.6	24	600
---------	---	-----------	----	-----



without bevel
with sharp edges

0800303	of galvanized steel sheet polyesterpowder coated GEIPEL standard ceiling colour white perforated	0.5 – 0.6	24	600
---------	---	-----------	----	-----

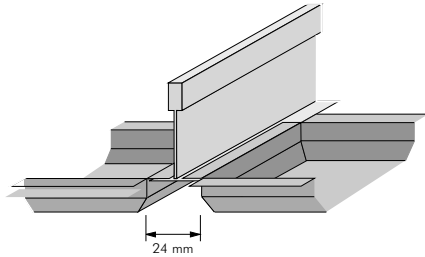


Sales hall in FRANKFORT ON THE MAIN (Germany)

METAL CEILING TILES STANDARD MODULES 600 AND 625

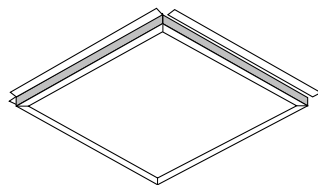
Metal ceiling tiles for lay-in installation in T-profiles

INSTALLATION SYSTEM EK 600 / 24



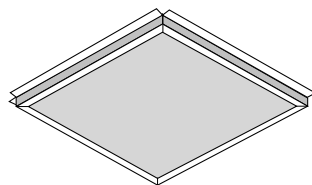
(PRINCIPLE SCHEME)

Lay-in tile for T-profile sub-structure system
width of 24 mm, square type
in tegular (drop-in) design, with bevel



with bevel

Order no.	Designation	Thickness in mm	Pieces PU	Modules
0800300	of galvanized steel sheet polyesterpowder coated GEIPEL standard ceiling colour white plain – non-perforated	0.5 – 0.6	24	600



with bevel

0800301	of galvanized steel sheet polyesterpowder coated GEIPEL standard ceiling colour white perforated	0.5 – 0.6	24	600
---------	---	-----------	----	-----

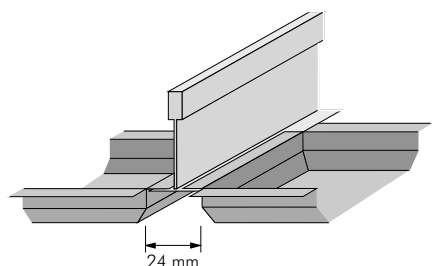


GEIPEL fair stand
at BAU 2003 in MUNICH (Germany)

METAL CEILING TILES STANDARD MODULES 600 AND 625

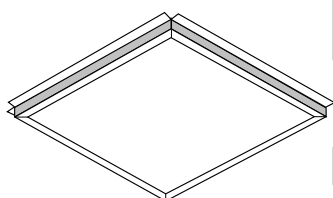
Metal ceiling tiles for lay-in installation in T-profiles

INSTALLATION SYSTEM EK 600 / 24



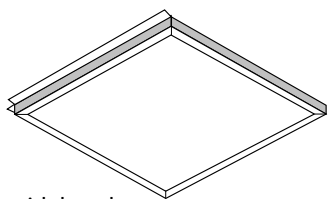
(PRINCIPLE SCHEME)

Lay-in tile for T-profile sub-structure system
width of 24 mm, square type
in tegular (drop-in) design, with bevel, plain– non-perforated



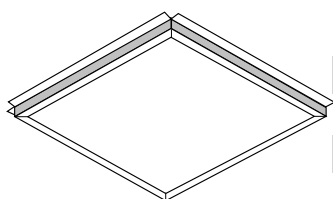
with bevel

Order no.	Designation	Thickness in mm	Pieces PU	Modules
0800430	of aluminium high gloss silver with protective foil plain – non-perforated	0.5 – 0.8	38	600



with bevel

0800431	of aluminium high gloss gold with protective foil plain – non-perforated	0.5 – 0.8	38	600
---------	---	-----------	----	-----



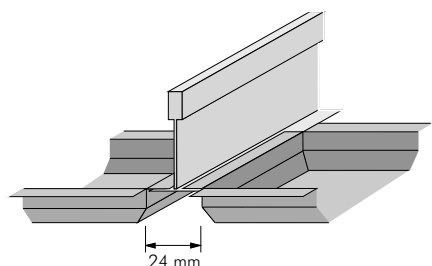
with bevel

0800432	of aluminium high gloss copper with protective foil plain – non-perforated	0.5 – 0.8	38	600
---------	---	-----------	----	-----

METAL CEILING TILES STANDARD MODULES 600 AND 625

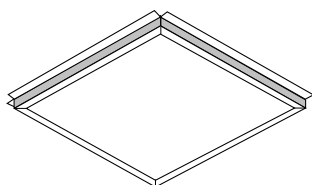
Metal ceiling tiles for lay-in installation in T-profiles

INSTALLATION SYSTEM EK 625 / 24



(PRINCIPLE SCHEME)

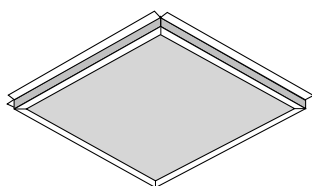
Lay-in tile for T-profile sub-structure system
width of 24 mm, square type
in tegular (drop-in) design, with bevel



with bevel

Order no.	Designation	Thickness in mm	Pieces PU	Modules
-----------	-------------	--------------------	--------------	---------

0800350	of galvanized steel sheet polyesterpowder coated GEIPEL standard ceiling colour white plain – non-perforated	0.5 – 0.6	24	625
---------	---	-----------	----	-----



with bevel

0800351	of galvanized steel sheet polyesterpowder coated GEIPEL standard ceiling colour white perforated	0.5 – 0.6	24	625
---------	---	-----------	----	-----

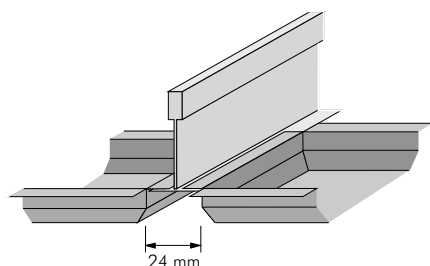


In addition to GEIPEL
standard ceiling colour white other RAL colours
are available on request.

METAL CEILING TILES STANDARD MODULES 600 AND 625

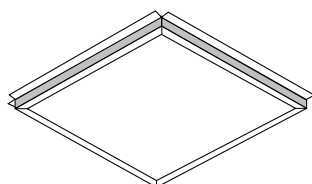
Metal ceiling tiles for lay-in installation in T-profiles

INSTALLATION SYSTEM EK 625 / 24



(PRINCIPLE SCHEME)

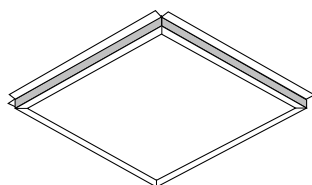
Lay-in tile for T-profile sub-structure system
width of 24 mm, square type
in tegular (drop-in) design, with bevel, plain – non-perforated



with bevel

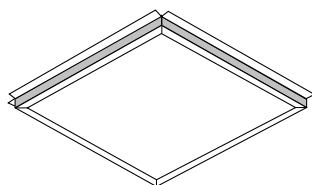
Order no.	Designation	Thickness in mm	Pieces PU	Modules
-----------	-------------	--------------------	--------------	---------

0800440	of aluminium high gloss silver with protective foil plain – non-perforated	0.5 – 0.8	38	625
---------	---	-----------	----	-----



with bevel

0800441	of aluminium high gloss gold with protective foil plain – non-perforated	0.5 – 0.8	38	625
---------	---	-----------	----	-----



with bevel

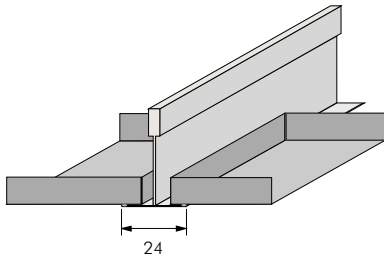
0800442	of aluminium high gloss copper with protective foil plain – non-perforated	0.5 – 0.8	38	625
---------	---	-----------	----	-----



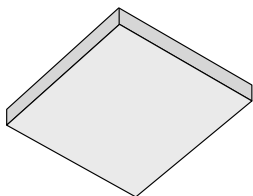
METAL CEILING TILES STANDARD MODULES 600 AND 625

Metal ceiling tiles for lay-in installation in T-profiles

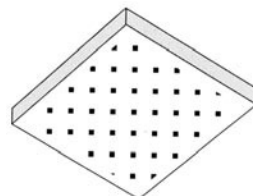
CEILING SYSTEM EKA 600 / 24



Lay-in tile for T-profile sub-structure systems
width of 24 mm, square type
with sharp edges, laying on T-profile




Order no.	Designation	Thickness in mm	Pieces PU	Modules
0800401	of galvanized steel sheet polyesterpowder coated GEIPEL standard ceiling colour white plain – non-perforated	0.6	22	600



0800406	of galvanized steel sheet polyesterpowder coated GEIPEL standard ceiling colour white perforated	0.6	22	600
---------	---	-----	----	-----

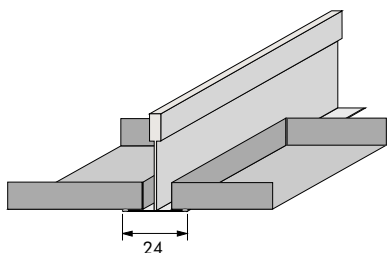
Shopping halls
in COTTBUS (Germany)



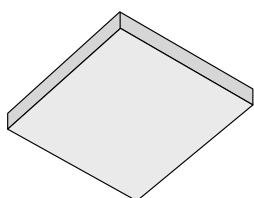
METAL CEILING TILES STANDARD MODULES 600 AND 625

Metal ceiling tiles for lay-in installation in T-profiles

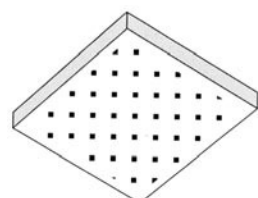
INSTALLATION SYSTEM EKA 625 / 24




Lay-in tile for T-profile sub-structure systems
width of 24 mm, square type
with sharp edges, laying on T-profile



Order no.	Designation	Thickness in mm	Pieces PU	Modules
0800402	of galvanized steel sheet polyesterpowder coated GEIPEL standard ceiling colour white plain – non-perforated	0.6	22	625



0800407	of galvanized steel sheet polyesterpowder coated GEIPEL standard ceiling colour white perforated	0.6	22	625
---------	---	-----	----	-----

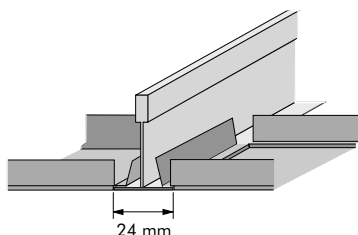


ORB radio archive in
POTSDAM/BABELSBERG (Germany)

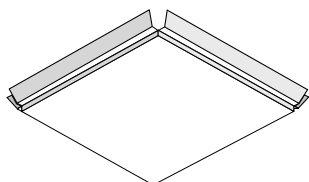
METAL CEILING TILES STANDARD MODULES 600 AND 625

Metal ceiling tiles for lay-in installation in T-profiles

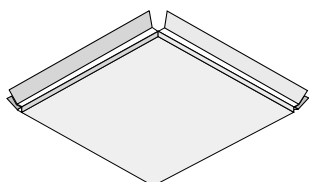
INSTALLATION SYSTEM EKP 600 / 24



Lay-in tile for T-profile sub-structure systems
width of 24 mm, square type
flush with ceiling, at the level of the lower edge of the T-profile



Order no.	Designation	Thickness in mm	Pieces PU	Modules
0800501	of galvanized steel sheet polyesterpowder coated GEIPEL standard ceiling colour white plain – non-perforated	0.6	18	600



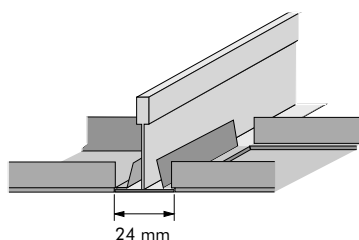
0800506	of galvanized steel sheet polyesterpowder coated GEIPEL standard ceiling colour white perforated	0.6	18	600
---------	---	-----	----	-----



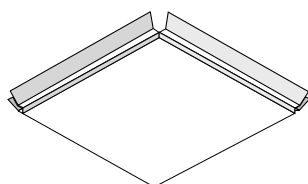
METAL CEILING TILES STANDARD MODULES 600 AND 625

Metal ceiling tiles for lay-in installation in T-profiles

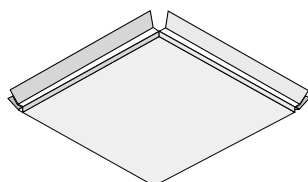
INSTALLATION SYSTEM EKP 625 / 24




Lay-in tile for T-profile sub-structure systems
width of 24 mm, square type
flush with ceiling, at the level of the lower edge of the T-profile



Order no.	Designation	Thickness in mm	Pieces PU	Modules
0800502	of galvanized steel sheet polyesterpowder coated GEIPEL standard ceiling colour white plain – non-perforated	0.6	18	625

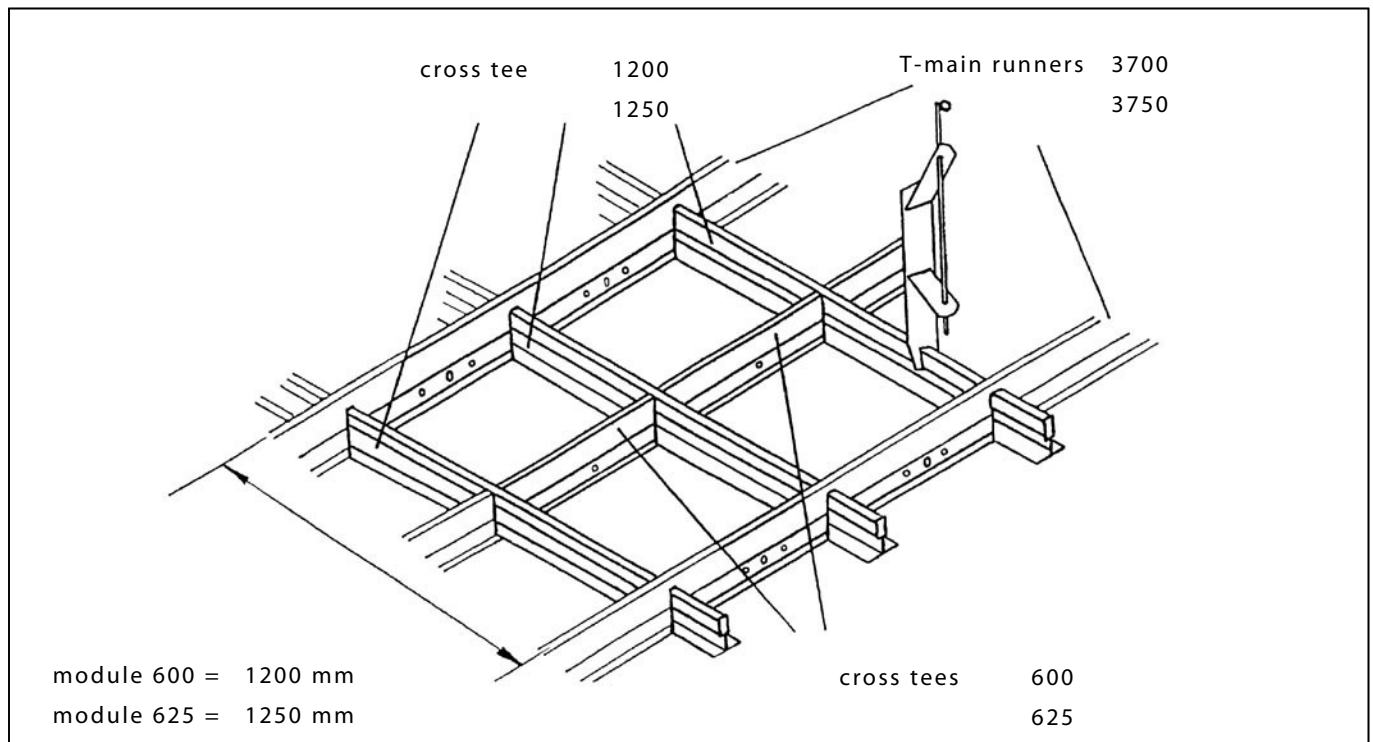


0800507	of galvanized steel sheet polyesterpowder coated GEIPEL standard ceiling colour white perforated	0.6	18	625
---------	---	-----	----	-----



METAL CEILING TILES STANDARD MODULES 600 AND 625

Calculation assistance for metal ceiling tiles in lay-in installation systems




Article	Module	Material requirements in m ¹ per m ²	Max. distance in mm
T-main runner	length: 3700 module 600	0.84	1200
	3750 module 625	0.80	1250
Cross tee	length: 1200 module 600	1.67	600
	1250 module 625	1.60	625
Cross tee	length: 600 module 600	0.84	600
	625 module 625	0.80	625
Clips		0.85 pieces	1200
Wall angle		ca. 0.40 m ¹ or according to the room size	
Suspender/rods		0.85 pieces	1200

A size of 1 m² ceiling corresponds to

2.78 pieces of lay-in tiles – module 600

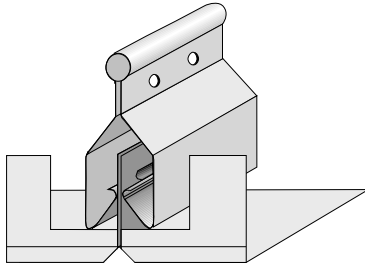
2.56 pieces of lay-in tiles – module 625



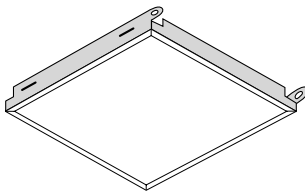
METAL CEILING TILES STANDARD MODULES 600 AND 625

Metal tiles for clip-in and clip-in/hinge-down systems

INSTALLATION SYSTEM KK 600

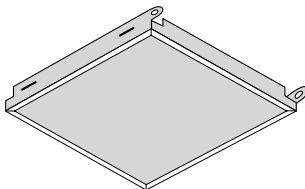


Clip-in/hinge down tiles for clip-in profile sub-structure systems in square type design, with bevel, can be hinged down




with bevel

Order no.	Designation	Thickness in mm	Pieces PU	Modules
0800100	of galvanized steel sheet polyesterpowder coated GEIPEL standard ceiling colour white plain – non-perforated	0.6	16	600



with bevel

0800101	of galvanized steel sheet polyesterpowder coated GEIPEL standard ceiling colour white perforated	0.6	16	600
---------	---	-----	----	-----

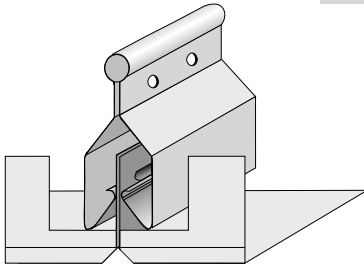


Triade Tower AMSTERDAM
(Netherlands)
Clip-in/hinge-down tiles in RAL 9006

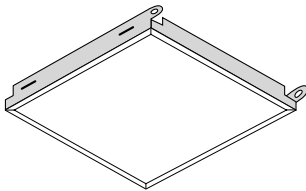
METAL CEILING TILES STANDARD MODULES 600 AND 625

Metal tiles for clip-in and clip-in/hinge-down systems

INSTALLATION SYSTEM KK 625

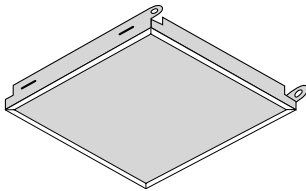


Clip-in/hinge-down tiles for clip-in profile sub-structure systems
square type, with bevel, can be hinged down



with bevel

Order no.	Designation	Thickness in mm	Pieces PU	Modules
0800200	of galvanized steel sheet polyesterpowder coated GEIPEL standard ceiling colour white plain – non-perforated	0.6	16	625



with bevel

0800201	of galvanized steel sheet polyesterpowder coated GEIPEL standard ceiling colour white perforated	0.6	16	625
---------	---	-----	----	-----

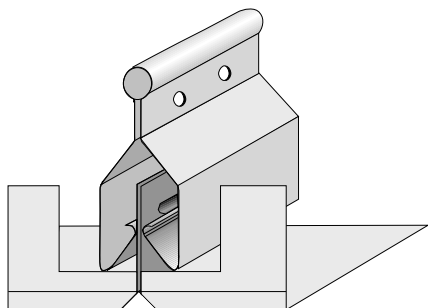


Triade Tower AMSTERDAM
(Netherlands)
Clip-in/hinge-down tiles in RAL 9006

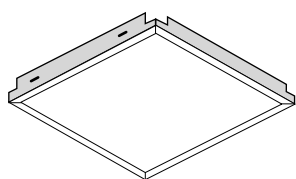
METAL CEILING TILES STANDARD MODULES 600 AND 625

Metal tiles for clip-in and clip-in/hinge-down systems

INSTALLATION SYSTEM K 600

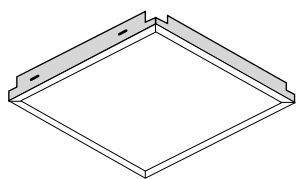


Clip-in tiles for clip-in profile sub-structure systems
in square type, with bevel
plain – non-perforated



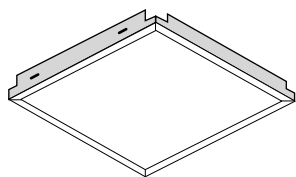
with bevel

Order no.	Designation	Thickness in mm	Pieces PU	Modules
0800410	of aluminium high gloss silver with protective foil plain – non-perforated	0.6 – 0.7	16	600



with bevel

0800411	of aluminium high gloss gold with protective foil plain – non-perforated	0.6 – 0.7	16	600
---------	---	-----------	----	-----



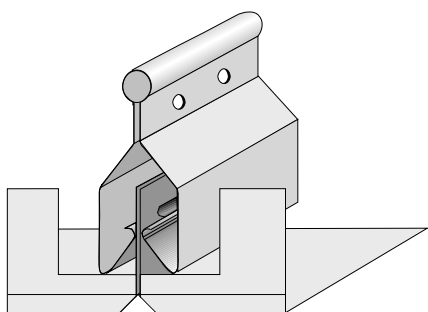
with bevel

0800412	of aluminium high gloss copper with protective foil plain – non-perforated	0.6 – 0.7	16	600
---------	---	-----------	----	-----

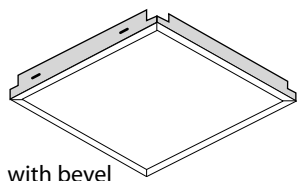
METAL CEILING TILES STANDARD MODULES 600 AND 625

Metal ceiling tiles for clip-in and clip-in/hinge-down systems

INSTALLATION SYSTEM K 625

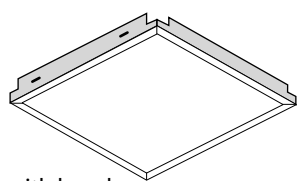


Clip-in tiles for clip-in profile sub-structure systems
in square type design, with bevel
plain – non-perforated



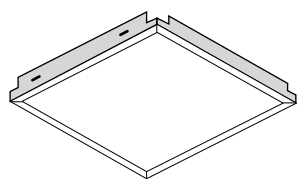
with bevel

Order no.	Designation	Thickness in mm	Pieces PU	Modules
0800420	of aluminium high gloss silver with protective foil plain – non-perforated	0.6 – 0.7	16	625



with bevel

0800421	of aluminium high gloss gold with protective foil plain – non-perforated	0.6 – 0.7	16	625
---------	---	-----------	----	-----

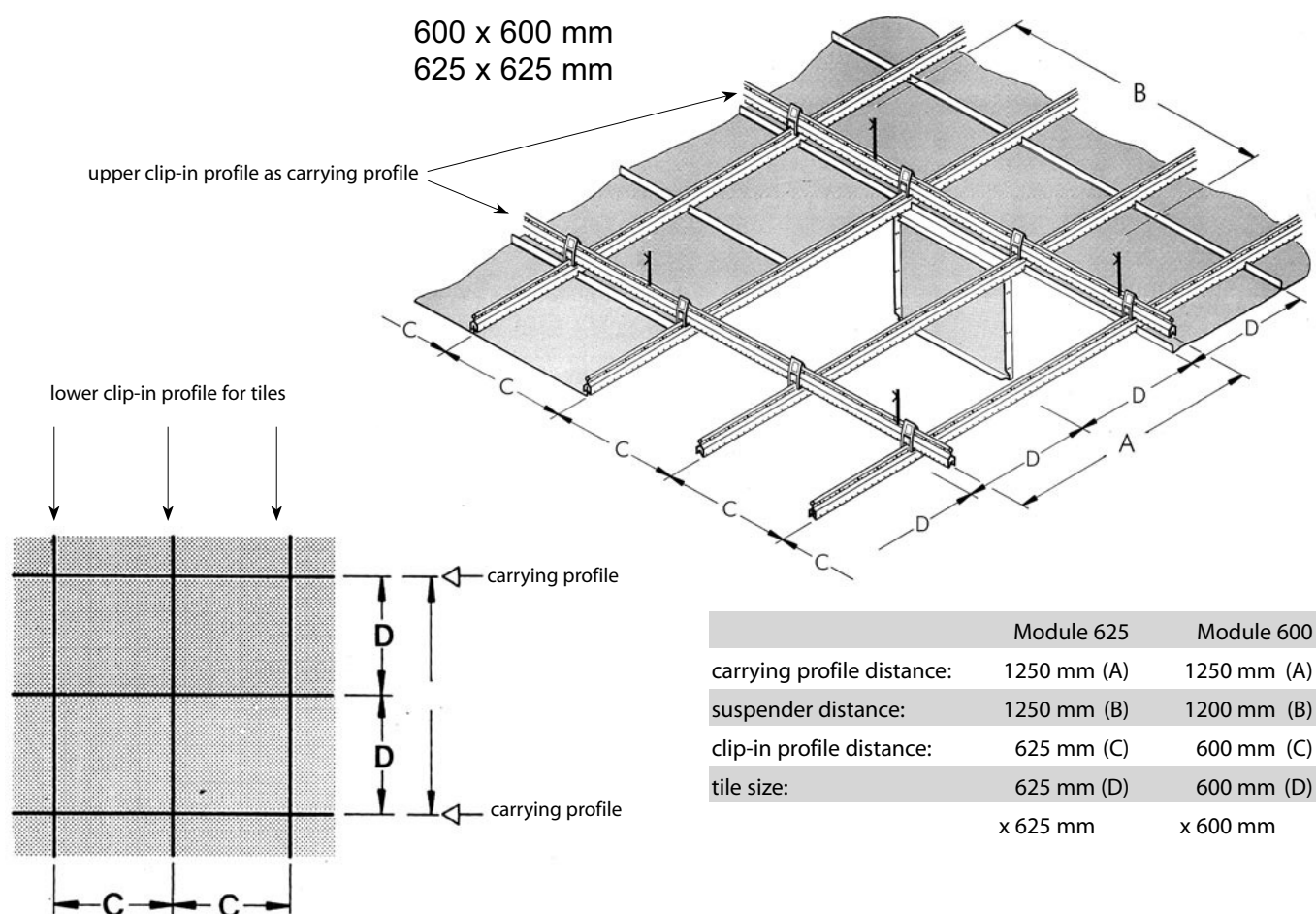


with bevel

0800422	of aluminium high gloss copper with protective foil plain – non-perforated	0.6 – 0.7	16	625
---------	---	-----------	----	-----

METAL CEILING TILES STANDARD MODULES 600 AND 625

Calculation assistance for metal ceiling tiles as clip-in and clip-in/hinge-down systems



A size of 1 m² ceiling corresponds to

2.78 pieces of metal tiles - module 600 = 600 x 600 mm

2.56 pieces of metal tiles - module 625 = 625 x 625 mm

Material requirements per m² for metal ceiling tiles in sub-structure clip-in/hinge-down systems

Article	Module 600	Module 625
clip-in profile CD-profile or T-profile as carrying profile (for a distance of 1250 mm)	0.8 M ¹	0.8 M ¹
clip-in profile for the tiles	1.67 M ¹	1.60 M ¹
clip-in profile connector	0.62 pieces	0.60 pieces
cross connector for clip-in profiles	1.33 pieces	1.28 pieces
rapid suspender with holding-down spring clip for a max. distance of 1200 mm	0.67 pieces	0.64 pieces
suspending rods (depending on the suspension height)	0.67 pieces	0.64 pieces

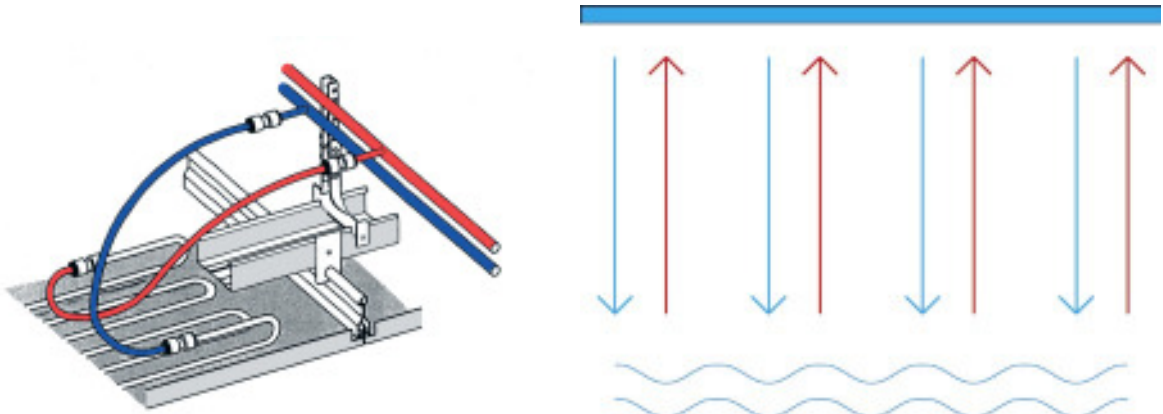
COOLING CEILINGS

Geipel – Cooling Ceiling Systems

Comfortable room-air conditions thanks to cooled ceilings increase the efficiency and satisfaction of men.

You can achieve a comfortable feeling by using GEIPEL cooling ceilings which offer numerous design options due to the variety of our product lines.

Thus, the draft-protected and calm cooling of the rooms being the principle of our cooling ceiling systems considerably increases the quality of living.



GEIPEL – metal tile ceilings with an integrated cooling system can be delivered in all types as square tiles, as rectangular ceiling tiles and also as floating ceilings. Standard perforations and special perforations are possible to support good room-acoustic conditions. The cooling ceilings also provide good noise reduction values thanks to the acoustic fleece cover at the rear side.

The copiers, printers, computers, work station lamps and other electrical devices used in offices generate a considerable amount of heat in the room.

Incident sun light and the persons being in the room even increase this heat generation. The warm air generated goes up and will be cooled at the cooled ceiling surface. Thus, a comfortable feeling and good room-air conditions can be provided for men.




Rapid assembly system thanks to plug-in connections

COOLING CEILINGS

Geipel – Cooling Ceiling Systems

Geipel cooling ceilings consist of the following components:

- metal tiles without or with perforation covered with fleece
- copper tube in meander pattern as tube register with transmission clip-in profiles
- sub-structure system as lay-in, clip-in and hang-in systems, also band raster constructions



Thanks to the special transmission profiles between copper tube register and metal tiles, the cooling elements prefabricated at our company achieve a rapid reaction time of the cooling effect as well as a high cooling efficiency in continuous operation.

The range of application of the cooling ceilings made by GEIPEL include the following ones:

- offices
- schools
- hospitals
- hotels
- shopping areas
- banks
- public administration buildings



Easy mounting thanks to rapid plug-in connections






FIRE PROTECTION CEILING

Metal Tile Ceiling F 30

FIRE PROTECTION CEILING – Metal Tile Ceiling F 30 with Mirror-Grid Lightings


F 30 module ceiling + Geipel ultra-flat mirror-grid lightings



ULTRA-FLAT MIRROR-GRID BUILT-IN LIGHTINGS MADE BY GEIPEL
protected by industrial rights

ADVANTAGES offered by the new fill/clip-in systems:

- The new F 30 module ceilings give a new definition of design, aesthetics, functionality, acoustics and illumination integrated in fire protection ceilings.
The variety of types and the creative freedom for architects open new possibilities for a convincing ceiling design of floor and also room ceilings in all functional scopes.
New colour variants, advanced perforation patterns and diverse materials characterise the pioneering role of this F-30 ceiling system.
- The easy integration of various technical modules thanks to a completely new fill/clip-in system allows the broad application of these F 30 metal tile ceilings.
The ultra-flat mirror-grid lightings made by Geipel having an overall height below 40 mm complete this fire protection ceiling of high quality.



F 30 - MODULE CEILING fire protection element with a newly developed fill/clip-in system

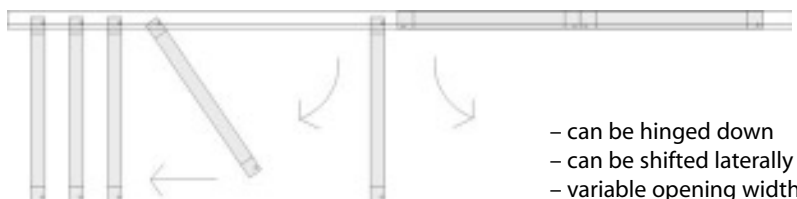
FIRE PROTECTION CEILING

Metal Tile Ceiling F 30

FIRE PROTECTION CEILING with Mirror-Grid Lightings

F 30 module ceiling + Geipel – ultra-flat mirror-grid lightings

- The F 30 fire protection elements are provided with a double-sided hinge-down system with a total number of 4 bolts – patent locks per element. This design provides a very good revision of the ceiling and a rapid availability of large opening cross sections.



- The bolt-patent locks can be easily opened by shifting them with plastic cards or something like that in the non-visible range of the joint and they automatically stop in the opening position. This system distinguishes itself by an easy handling and the possibility that only one person can revise it.

The module ceiling is offered in the widths of 300, 400, 500 and 600 mm.

The standard lengths are also provided as a modular system:

l = 600, 900, 1.200, 1.500, 1.800, 2.100, 2.400 ... 3.000 mm

Special lengths are possible.


We offer our F 30 standard ceiling for the application in minor functional areas.

This type is also provided with a double-sided hinge-down system and can be delivered completely as one element with ultra-flat mirror-grid lightings made by Geipel.

For module and standard ceilings the lightings are an integrated part of this element. They are built-in in flush construction with the ceiling and do not require any built-on space. The lightings can be installed easily as an F 30 fire protection element ready for being plugged in.



Bolt – patent lock NEW



F 30 – fire protection element with a newly developed double-sided hinge-down system



RECTANGULAR METAL CEILING TILES

Rectangular metal tiles for lay-in installation, clip-in and clip-in/hinge-down systems

ADVANTAGES:

- flexible widths and lengths
- adaptable to special room sizes
- as lay-in tiles on T-profiles with a width of 15 mm or 24 mm or on special profiles
- as clip-in tiles and clip-in/hinge-down tiles in clip-in profile sub-structure systems in different lengths
- as lay-on tiles on wall angles and bandrasters

Thanks to the GEIPEL rectangular tiles and the appropriate coloration, rooms such as corridors are not endless long any more but give an interesting and attractive impression.


GEIPEL rectangular tiles have a positive optical effect on the room without influencing its functionality.

Cut-outs for functional elements such as lightings, loudspeakers or air conditioning elements can be pre-fabricated.

Existing ceiling elements that have already been fixed can be integrated.

- Coloration by electrostatic powder coating in our GEIPEL standard ceiling colour white
- Special colours according to RAL on request
- Special design with coated fleece on the exposed side

Use the large variety of GEIPEL perforation patterns when designing your ceiling.



Company building "HELIOS" HALBERGMOOS (Germany)




Kitchen studio "IDEENKUECHE" MUNICH (Germany)



Clip-in ceiling tiles of aluminium on the outside of the TRIADE TOWERS in AMSTERDAM (Netherlands) •


RECTANGULAR METAL CEILING TILES

Rectangular tiles for lay-in, clip-in and clip-in/hinge-down installation systems




Example of a lay-on tile
as rectangular tile, with sharp edge

- front side: L-edging
- front side: C-edging



Example of a lay-on tile
as rectangular tile, with sharp edge

- front side: Z-edging
- front side: C-edging



Example of a lay-on tile for T-bandraaster
with additional securing tongues at the bridge
as rectangular tile, with sharp edge

- front side: Z-edging with securing tongues
- long side: C-edging



Example of a clip-in/hinge-down tile
as rectangular tile, with sharp edge

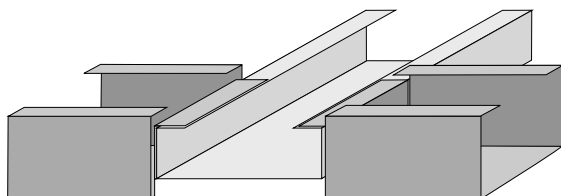
- front side: L-edging with clip-in knobs
- long side: C-edging



Rectangular lay-on ceiling tiles
installed in the kitchen studio "IDEENKUECHE" in MUNICH (Germany)

RECTANGULAR METAL CEILING TILES

Rectangular tiles for lay-in, clip-in and clip-in/hinge-down installation systems

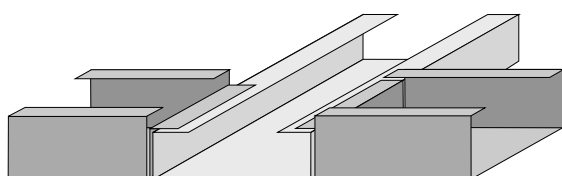


TEGULAR

Installation examples:

Rectangular tile laying on C-bandraster, with sharp edges

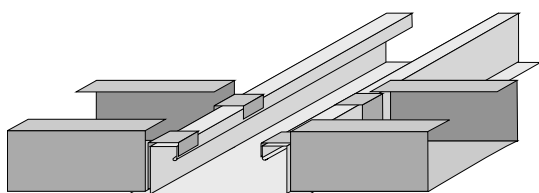
(TEGULAR = dropped-in tile)



FLUSH

Rectangular tile laying on C-bandraster at the same level (plain with bandraster), with sharp edges

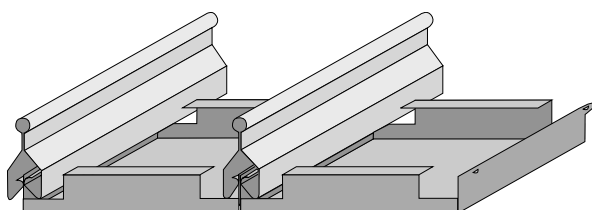
(FLUSH = tile being at the same level as the C-bandraster)




LAYING-ON

Rectangular tile laying on the T-bandraster with additional securing tongues at the bridge, with sharp edges

(LAYING-ON = tile is laying on the T-bandraster)



As rectangular clip-in/hinge-down tile, with sharp edges



ORB Radio archive in POTSDAM/BABELSBERG (Germany)



RECTANGULAR METAL CEILING TILES

Rectangular tiles for lay-in, clip-in and clip-in/hinge-down installation systems

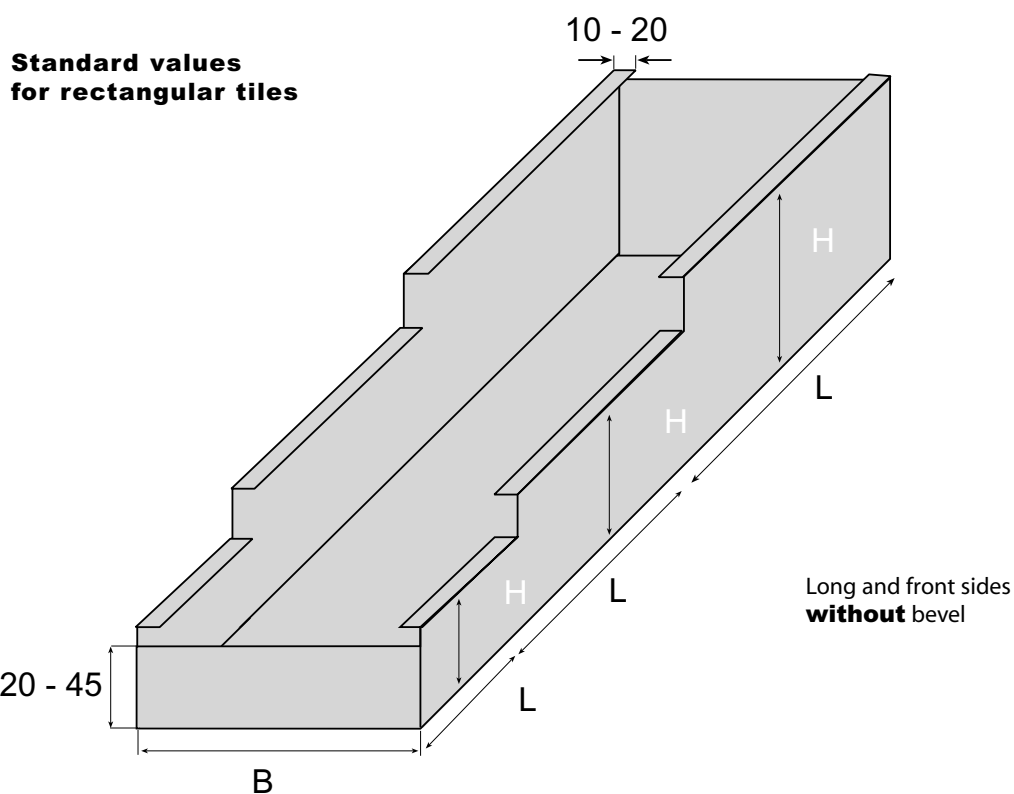
Rectangular tiles (LFK)

made of galvanized steel sheet,
coated with polyester powder,
in different types.

Available:

lengths up to 3000 mm

widths of between 200 – 625 mm



height (H)	40	45	50
length (L)	bis 1550	1550 – 2500	2500 – 3000
max. width (B) for plain tile	200 – 625	200 – 600	200 – 400
max. width (B) for perforated tile	200 – 625	200 – 400	200 – 300

(B) = recommended width for the corresponding length – min. material thickness 0.6 – 1.0 mm,
according to static requirements.



METAL CEILING TILES PERFORMED IN EXPANDED METAL DESIGN

Some things can be made a little bit better: that means lighter by using GEIPEL metal tiles performed in expanded metal design.

The GEIPEL metal tiles performed in expanded metal design have been especially developed for designer ceiling systems and are protected by industrial rights.

Combined with T-profiles, clip-in profile structures or bandraster structures they lead to an innovative, aesthetically attractive ceiling system.

The large variety of shapes and colours allows to install these ceilings into all kinds of buildings.

ADVANTAGES in comparison with tiles performed in expanded metal are the following ones:

- easy and faster installation
- lower weight of the ceiling
- better workability of the material, particularly for notches and tiles adjusted to the room size
- larger variety of ceiling types and colours



Fair stand at the BAU-MESSE (construction fair) 2003 in MUNICH (Germany)

TECHNICAL SPECIFICATION

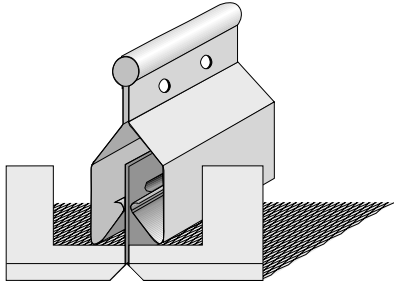
- Material: – steel sheet, electrolytically or sendzimier-galvanized, aluminium on request
- Thickness: – 0.63 mm, other thickness on request
- Colour: – polyesterpowder coated in the
- standard colours – GEIPEL standard ceiling colour white
 - RAL 9006, white aluminium
 - special colours – on request (according to RAL)
- Perforation: – different mesh designs possible on request
- a black acoustic fleece can be put to the back inside by the manufacturer



ORB radio archive POTSDAM/BABELSBERG (Germany)

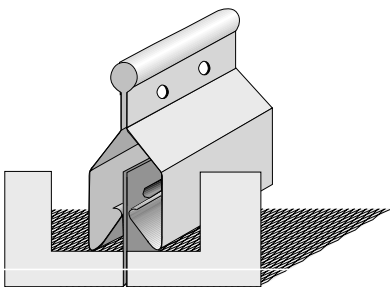
METAL CEILING TILES PERFORMED IN EXPANDED METAL DESIGN

Installation types for metal tiles performed in expanded metal design



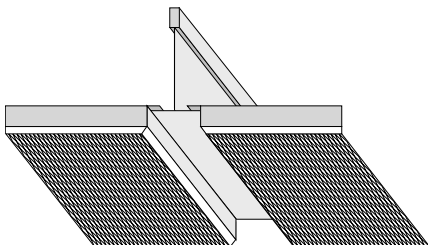
with bevel

clip-in profile sub-structure system
with clip-in or clip-in/hinge-down tiles,
square type, modules 600 and 625,
with bevel



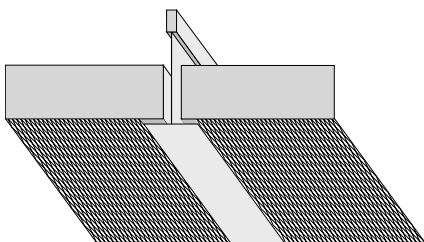
without bevel

clip-in profile sub-structure system
with clip-in or clip-in/hinge-down tiles
as rectangular tiles, with sharp edges – without bevel



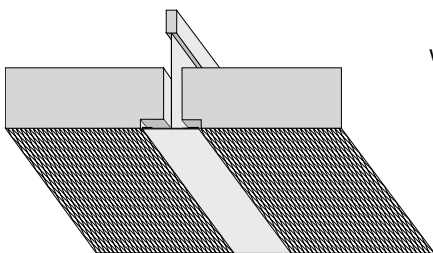
with bevel

T-substructure system with metal tile
as lay-in tile, square type, modules 600 and 625,
tegular design, with bevel




without bevel

T-substructure system with metal tile
as lay-on tile, square type
or rectangular tile, with sharp edges – without bevel



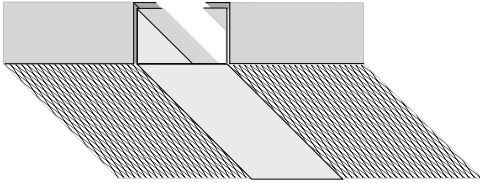
without bevel

T-substructure system with metal tile
as lay-in tile, square type,
in flush structure



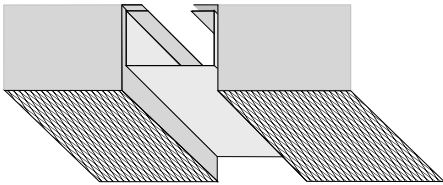
METAL CEILING TILES PERFORMED IN EXPANDED METAL DESIGN

Installation types for metal tiles performed in expanded metal design



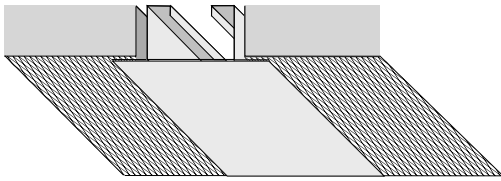
FLUSH

C-bandraaster sub-structure system
with rectangular tiles, with sharp edges,
flush with bandraaster



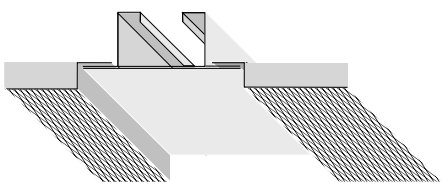
TEGULAR

C-bandraaster sub-structure system
with rectangular tiles,
in tegular design, with sharp edges




LAYING-ON

T-bandraaster sub-structure system
with lay-on tiles,
as rectangular tiles, with sharp edges



TEGULAR

T-bandraaster sub-structure system
with rectangular tiles,
in tegular design, with sharp edges







SOPHISTICATED AND INDIVIDUAL SPECIAL SOLUTIONS

Your ceiling is a unique creation– it should be marked by our specialised knowledge.


The large experience of our company is the basis for our competent expert counselling.

We adapt to the individual desires and high demands of our customers and find

innovative design solutions for them.

Thus, architectonic focuses may be set with functionality and quality playing the most important role.

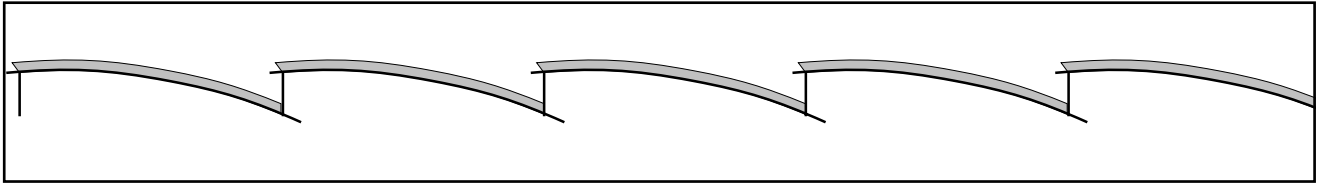
We adjust our product to the requirements of our customers (demands and wishes).



Fair stand of GEIPEL at the construction fair BAU 2003
in MUNICH (Germany)

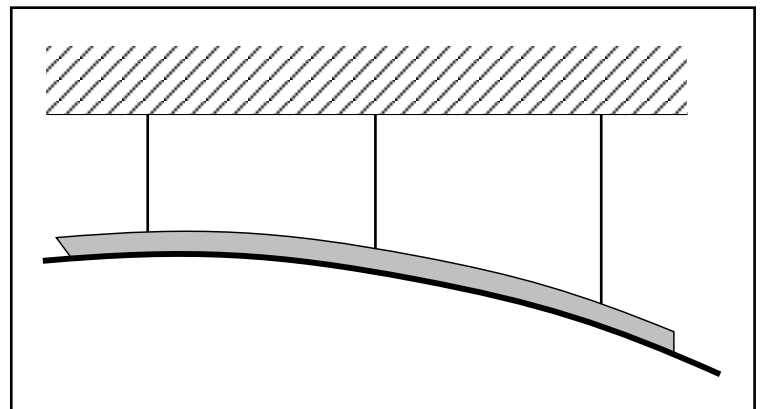
SOPHISTICATED AND INDIVIDUAL SPECIAL SOLUTIONS

Acoustic floating ceiling consisting of arched segments



Bring the acoustics of a room onto the point.

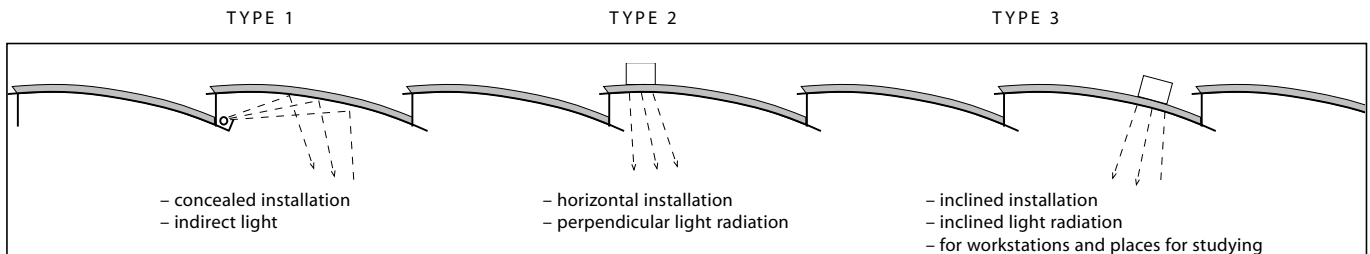
- ADVANTAGES:
- Material, size, shape and colour can be individually adjusted to the room conditions.
 - The single floating ceiling fields can be designed in diverse perforation patterns.
 - The position of ceiling installation elements such as lightings or loudspeakers, air-conditioning, sprinkler and fire alarm systems can be freely selected. (See page 69.)
 - Already existing functioning elements can be integrated.
 - Noise absorption is ensured by the shape and perforation of the floating ceiling.



Floating ceiling tiles can be used in combination or as single ones.

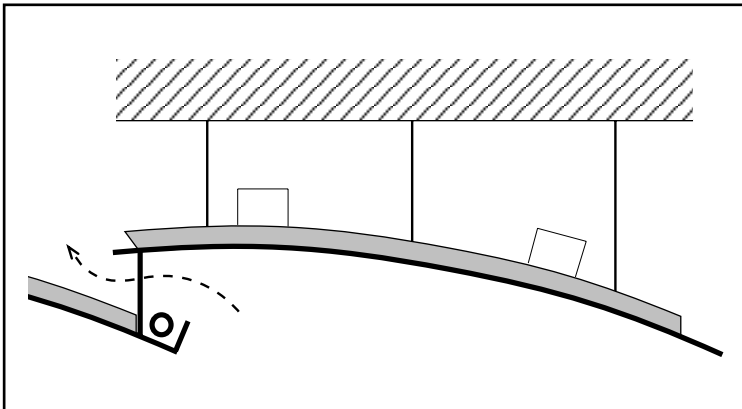
SOPHISTICATED AND INDIVIDUAL SPECIAL SOLUTIONS

Acoustic floating ceilings consisting of arched segments with flat mirror-grid built-in lightings or concealed lamps for indirect light





Design the lighting of a room individually.

- Good light distribution by coupling direct and indirect lighting
- Variable installation options at any place (such as concealed installation for indirect light)
- Integration of air-conditioning elements (e.g. ventilation slots and ventilation sizes on request)



Floating ceiling with flat mirror-grid built-in lightings (see detail on the right)





SOPHISTICATED AND INDIVIDUAL SPECIAL SOLUTIONS

Ceiling design with a swing, including metal tiles in clip-in systems


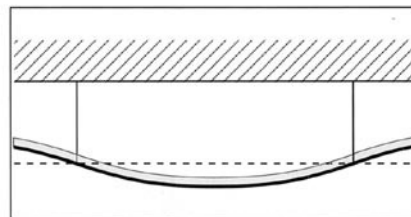


- ADVANTAGES:
- Design variety thanks to highly flexible sizes, shapes and colours
 - Attractive architectonic solutions for transition elements for ceiling projections
 - Perfectly suited for covering supply lines
 - Intensified day-light reflection thanks to the arched shape
 - Ideally suited for vault ceilings due to the high degree of prefabricated elements

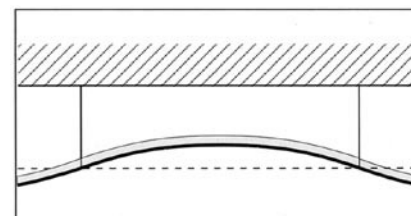
Tile design:



convex



concave

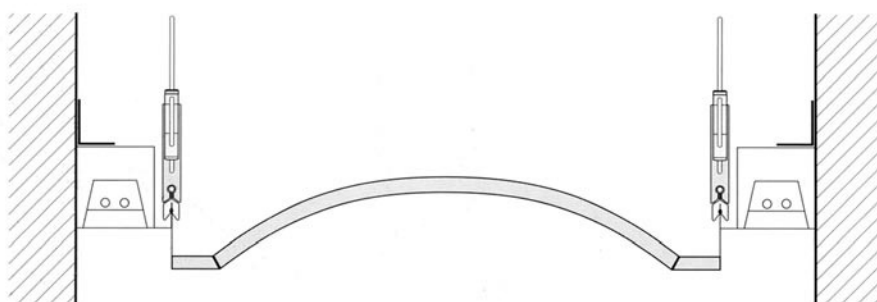
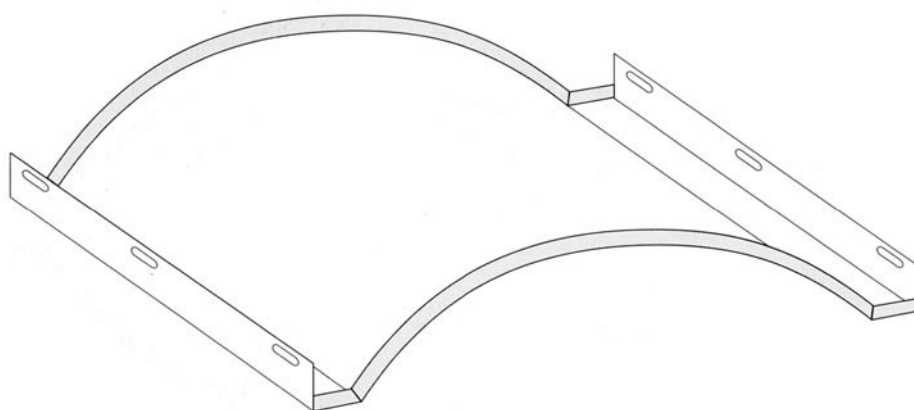


SOPHISTICATED AND INDIVIDUAL SPECIAL SOLUTIONS

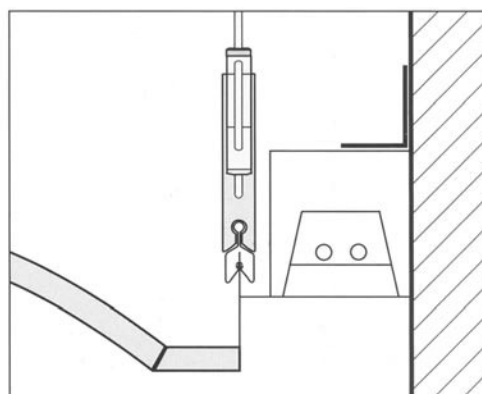

Example for application

Ceiling design with metal tiles in clip-in systems VAULT CEILINGS

Tunnel structure with a laterally arranged lighting band



DETAIL:

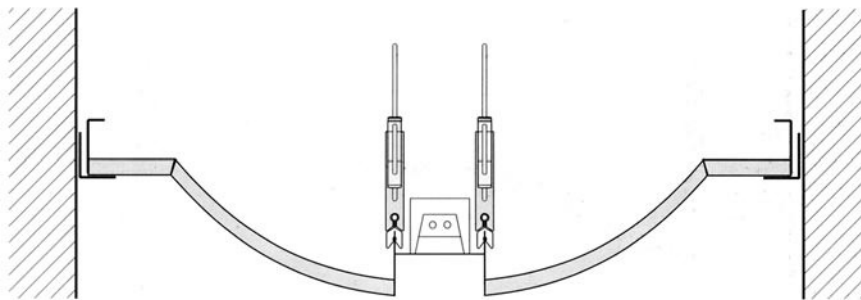
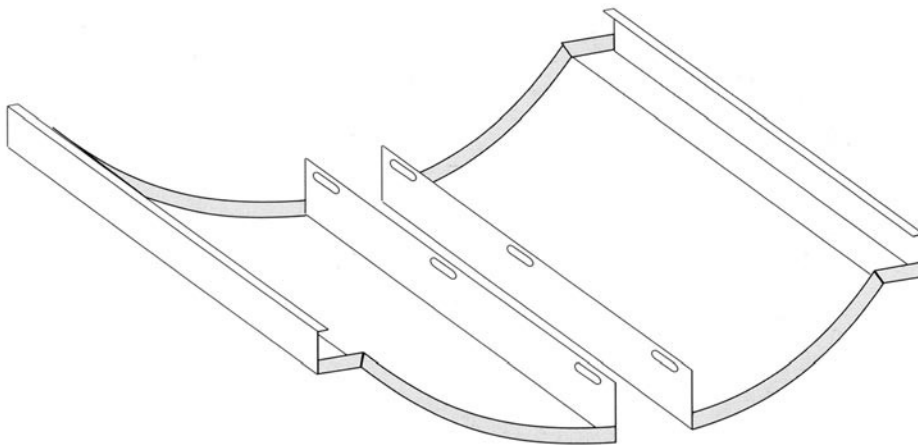


SOPHISTICATED AND INDIVIDUAL SPECIAL SOLUTIONS

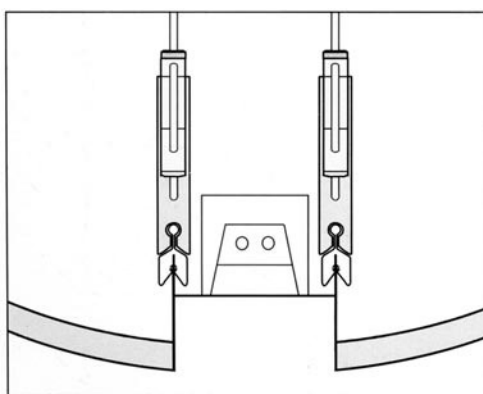
Example for application

Ceiling design with metal tiles in clip-in systems VAULT CEILINGS

Floating ceiling structure with a centrally arranged lighting band



DETAIL:

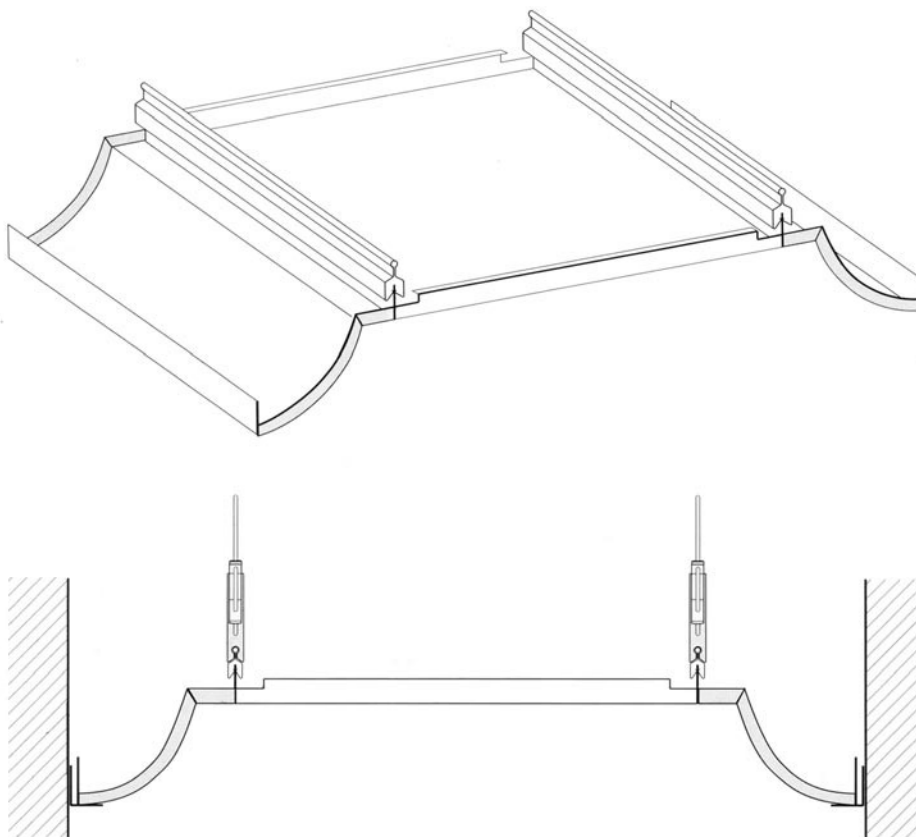


SOPHISTICATED AND INDIVIDUAL SPECIAL SOLUTIONS

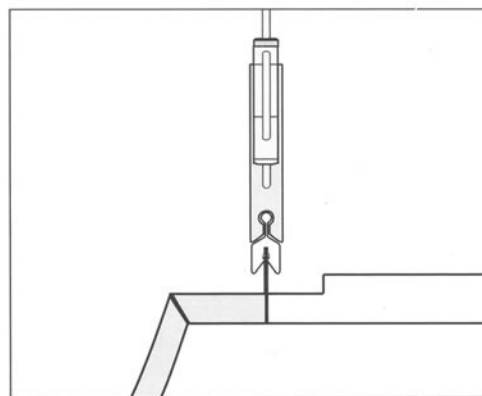
Example for application

Ceiling design with metal tiles in clip-in systems VAULT CEILINGS

Rounded frieze covering element



DETAIL:


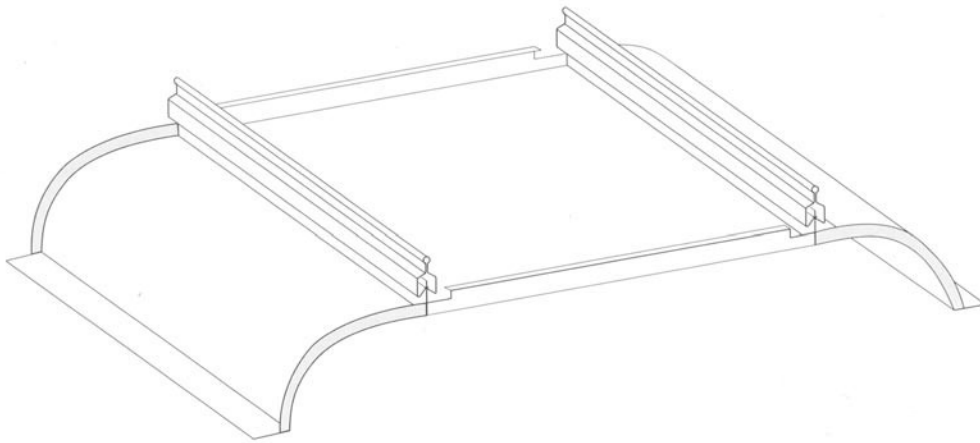


SOPHISTICATED AND INDIVIDUAL SPECIAL SOLUTIONS

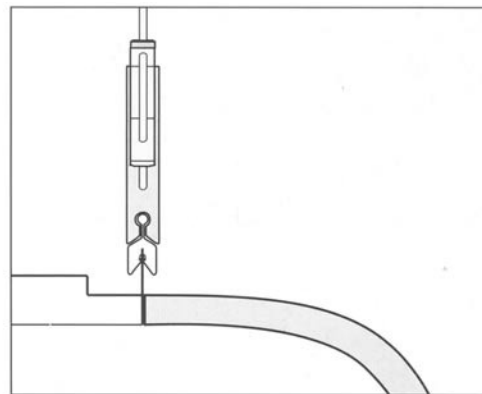
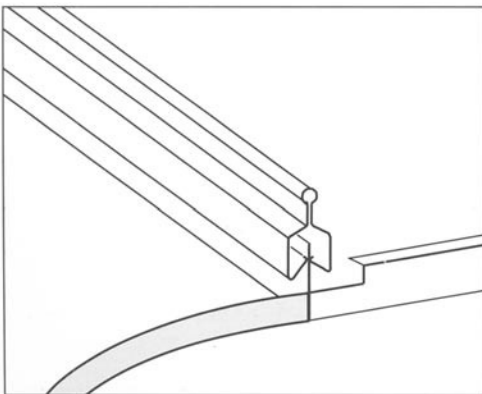
Example for application

Ceiling design with metal tiles in clip-in systems VAULT CEILINGS

Vault frieze




DETAIL:



PERFORATION PATTERNS

Standard perforations




perforation pattern 1522

perforation diameter $w = 1.50 \text{ mm}$
 perforation distance $t = 2.83 \text{ mm}$
 diagonal
 perforation lines R_d
 free cross-section $A_o = 22.0 \%$
 coding
 according to DIN $R_d 1.50-2.83$




perforation pattern 2017

perforation diameter $w = 2.00 \text{ mm}$
 perforation distance $t = 4.24 \text{ mm}$
 diagonal
 perforation lines R_d
 free cross-section $A_o = 17.4 \%$
 coding
 according to DIN $R_d 2.00-4.24$




perforation pattern 2515

perforation diameter $w = 2.50 \text{ mm}$
 perforation distance $t = 5.65 \text{ mm}$
 diagonal
 perforation lines R_d
 free cross-section $A_o = 15.5 \%$
 coding
 according to DIN $R_d 2.50-5.65$




perforation pattern 2516

perforation diameter $w = 2.50 \text{ mm}$
 perforation distance $t = 5.50 \text{ mm}$
 straight
 perforation lines R_g
 free cross-section $A_o = 16.2 \%$
 coding
 according to DIN $R_g 2.50-5.50$




perforation pattern 4040

perforation diameter $w = 4.00 \text{ mm}$
 perforation distance $t = 6.00 \text{ mm}$
 diagonal
 perforation lines R_v
 free cross-section $A_o = 40.0 \%$
 coding
 according to DIN $R_v 4.00-6.00$




perforation pattern 1511

perforation diameter $w = 1.50 \text{ mm}$
 perforation distance $t = 4.00 \text{ mm}$
 straight
 perforation lines R_g
 free cross-section $A_o = 11.0 \%$
 coding
 according to DIN $R_g 1.50-4.00$




perforation pattern 2009

perforation diameter $w = 2.00 \text{ mm}$
 perforation distance $t = 6.00 \text{ mm}$
 straight
 perforation lines R_g
 free cross-section $A_o = 8.7 \%$
 coding
 according to DIN $R_g 2.00-6.00$



perforation pattern 2508

perforation diameter $w = 2.50 \text{ mm}$
 perforation distance $t = 8.00 \text{ mm}$
 straight
 perforation lines R_g
 free cross-section $A_o = 7.67 \%$
 coding
 according to DIN $R_g 2.50-8.00$










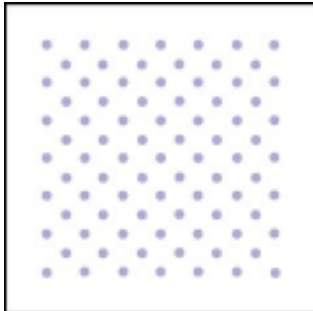
perforation pattern 2531

perforation diameter $w = 2.50 \text{ mm}$
 perforation distance $t = 4.00 \text{ mm}$
 straight
 perforation lines R_g
 free cross-section $A_o = 31.0 \%$
 coding
 according to DIN $R_g 2.50-4.00$

Other perforation patterns on request

PERFORATION PATTERNS

**Examples of special perforations and tiles
with cut-outs for ventilation and lighting elements**



GEIPEL metal tile ceilings

– audible room acoustics –

Good room-acoustic conditions considerably reduce disturbing noises, improve the voice understanding in conference and lecture rooms and enhance the reflective properties of rooms, e.g. for musical events.

An often unconsciously realised, better acoustic sensation in a room can be achieved by appropriate acoustic conditions even in recreation rooms in public facilities, schools, banks, shopping centres, offices, restaurants, booking halls, sports and play rooms.

Typical structures for creating good acoustic conditions in a room are covering elements at ceilings and walls being provided with perforated surfaces with or without integrated insulation materials.

Thanks to their structure, perforated metal ceilings are especially suited to improve the room acoustics and to reduce the time of reverberation.

The noise absorption is the loss of noise energy, caused by things, limited areas or even persons staying in the room.

The acoustic operating principle of a perforated metal ceiling compared with a non-perforated plain ceiling can be clearly demonstrated in a noise absorption test.

According to DIN EN 20354, all kinds of perforation as well as the special perforations and the GEIPEL® tiles performed in expanded metal design have been tested on their acoustic properties as highly effective ceiling coverings to improve the room acoustics. The test results show excellent noise reduction curves.

Our perforated metal ceilings have been provided with a noise-absorbing fleece at the rear.

In separate test procedures, the same perforated metal ceilings have also been tested with additional insulation layers for the highest demands.

The achieved results demonstrate the high efficiency of the ceiling coverage with respect to the room acoustics. Please have a look at the added test reports which demonstrate these positive results.

GEIPEL metal tile ceilings

- audible room acoustics -

As the distance between a suspended acoustic ceiling and the raw ceiling has a great influence on the noise reduction coefficient, the tests have been performed for different suspending heights up to 400 mm.

For an air cavity higher than 400 mm the absorption values vary only insignificantly.

The suitability of appropriate structure systems was demonstrated by measurements in the reverberation room according to DIN EN 20 354. In this procedure the noise reduction coefficient has been measured as a function of frequency.

The test results of the perforated metal ceilings made by Geipel show optimised curves of the noise reduction coefficient for different kinds of application.

Thus, the metal ceilings that have less perforated areas and are provided with an acoustic fleece cover offer good solutions for different room-acoustic conditions in which the focus is preferentially set onto the influence on the reverberation times in the average frequency range.

The absorption properties can be considerably improved by additional coatings achieved by suited porous absorbing materials. In this way, high-efficient ceiling systems can be developed which allow an optimum reduction of the reverberation times even for small areas.

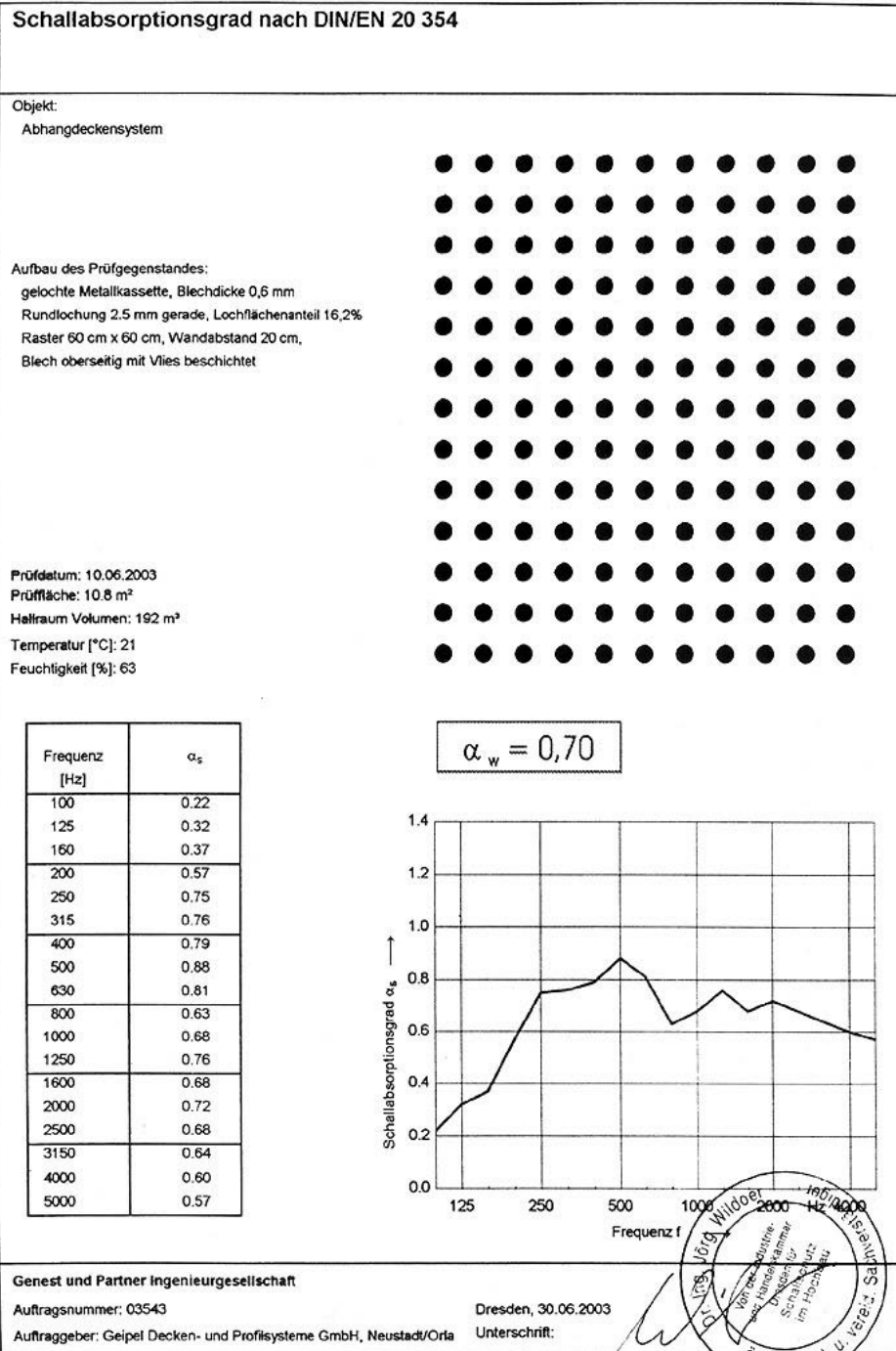
TEST REPORTS ON NOISE ABSORPTION

GEIPEL perforation pattern 1511

perforated metal tile,
round perforation 1.5 mm straight,
grid 60 x 60 cm,
sheet covered with fleece on the top side

sheet thickness 0.6 mm,
percentage of perforation area: 11%,
distance to the wall 20 cm,

Appendix 2 to the test report 03543 (Noise reduction coefficient according to DIN/EN 20 354)



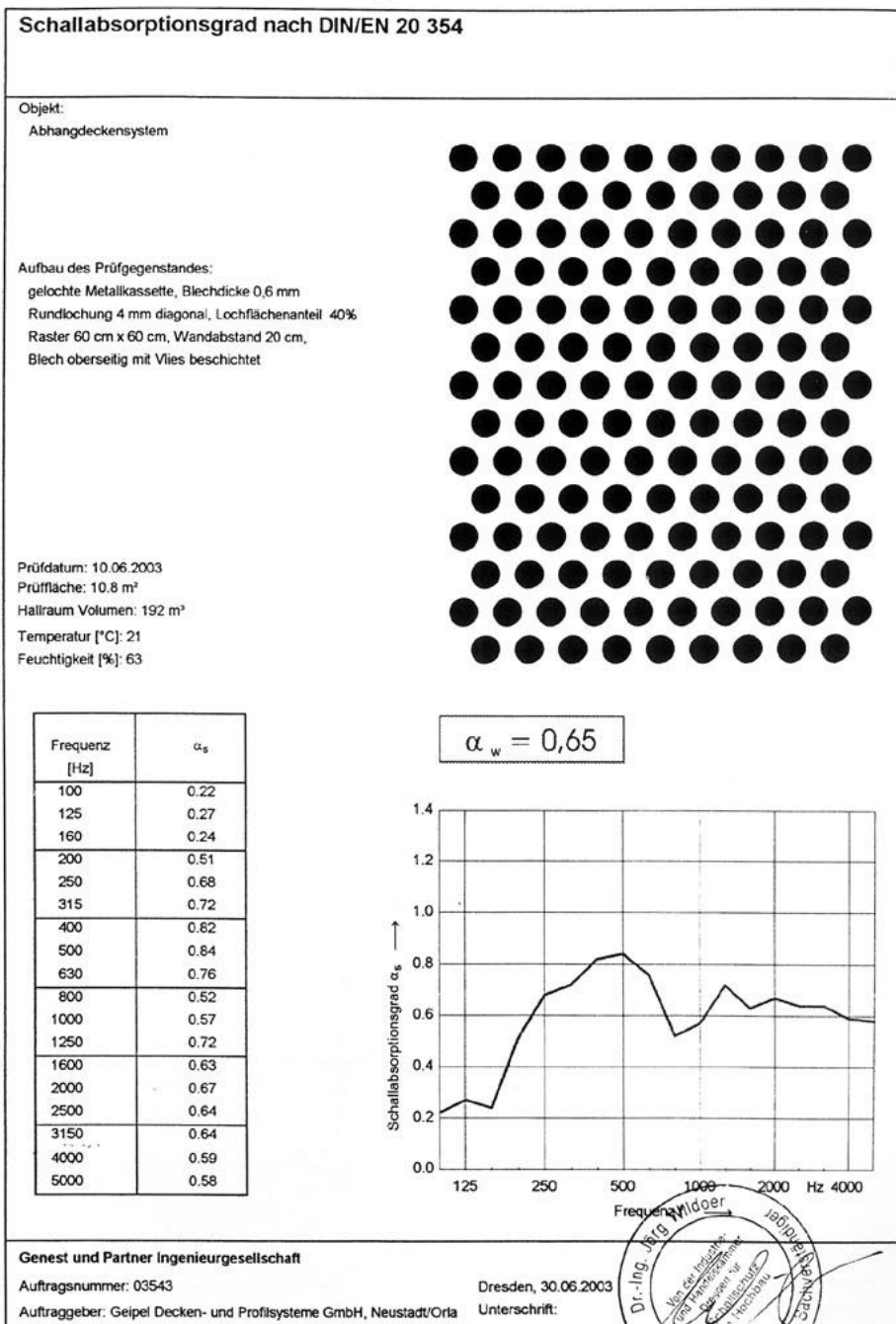
TEST REPORTS ON NOISE ABSORPTION

GEIPEL perforation pattern 4040

perforated metal tile,
round perforation 4 mm, diagonally offset Rv,
grid 60 x 60 cm,
sheet covered with fleece on the top side

sheet thickness 0.6 mm,
percentage of perforation area: 40%,
distance to the wall 20 cm,

Appendix 10 to the test report 03543 (Noise reduction coefficient according to DIN/EN 20 354)



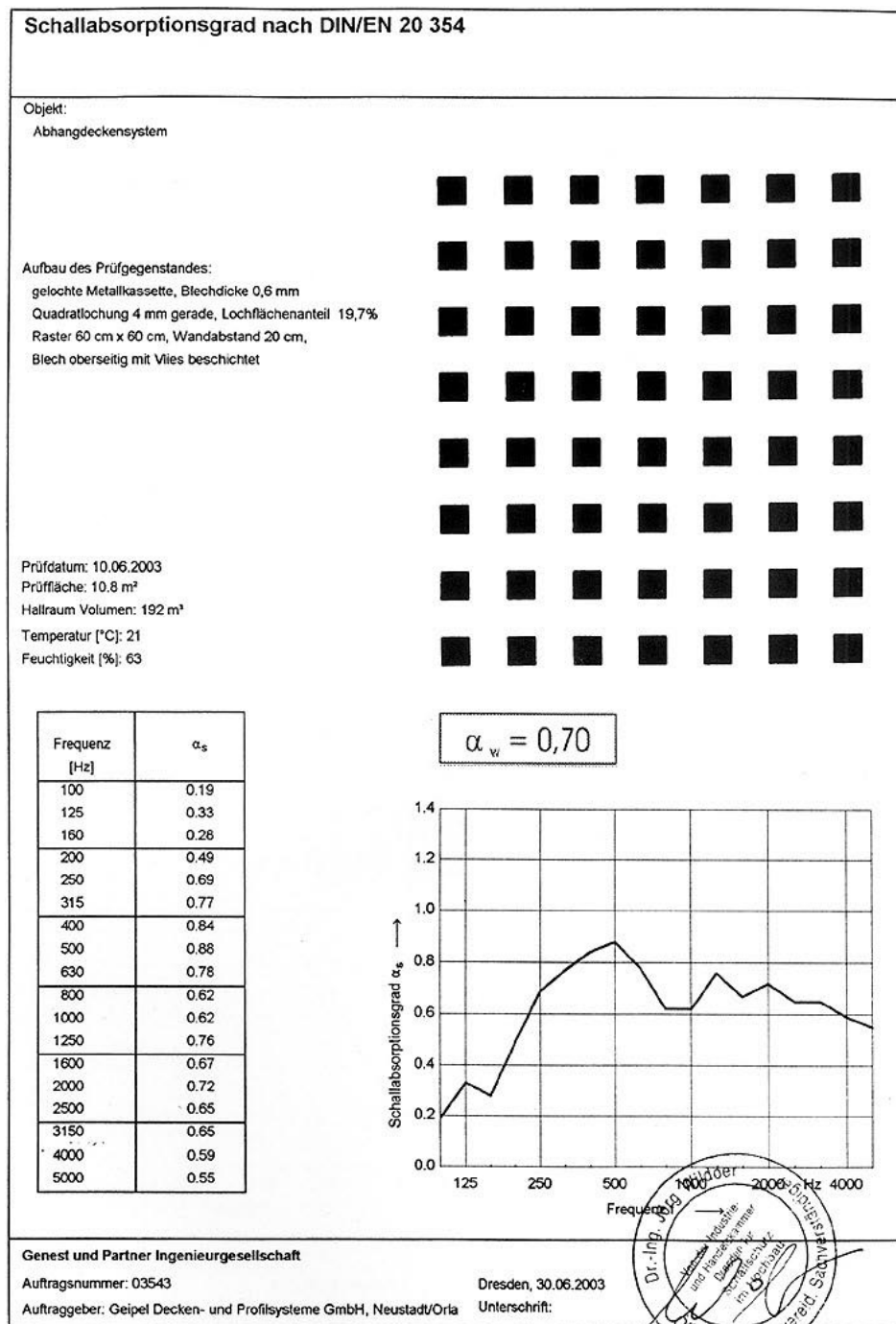
TEST REPORTS ON NOISE ABSORPTION

GEIPEL perforation pattern square type

perforated metal tile,
square perforation 4 mm straight,
grid 60 x 60 cm,
sheet covered with fleece on the top side

sheet thickness 0.6 mm,
percentage of perforation area: 19.7%,
distance to the wall 20 cm,

Appendix 11 to the test report 03543 (Noise reduction coefficient according to DIN/EN 20 354)



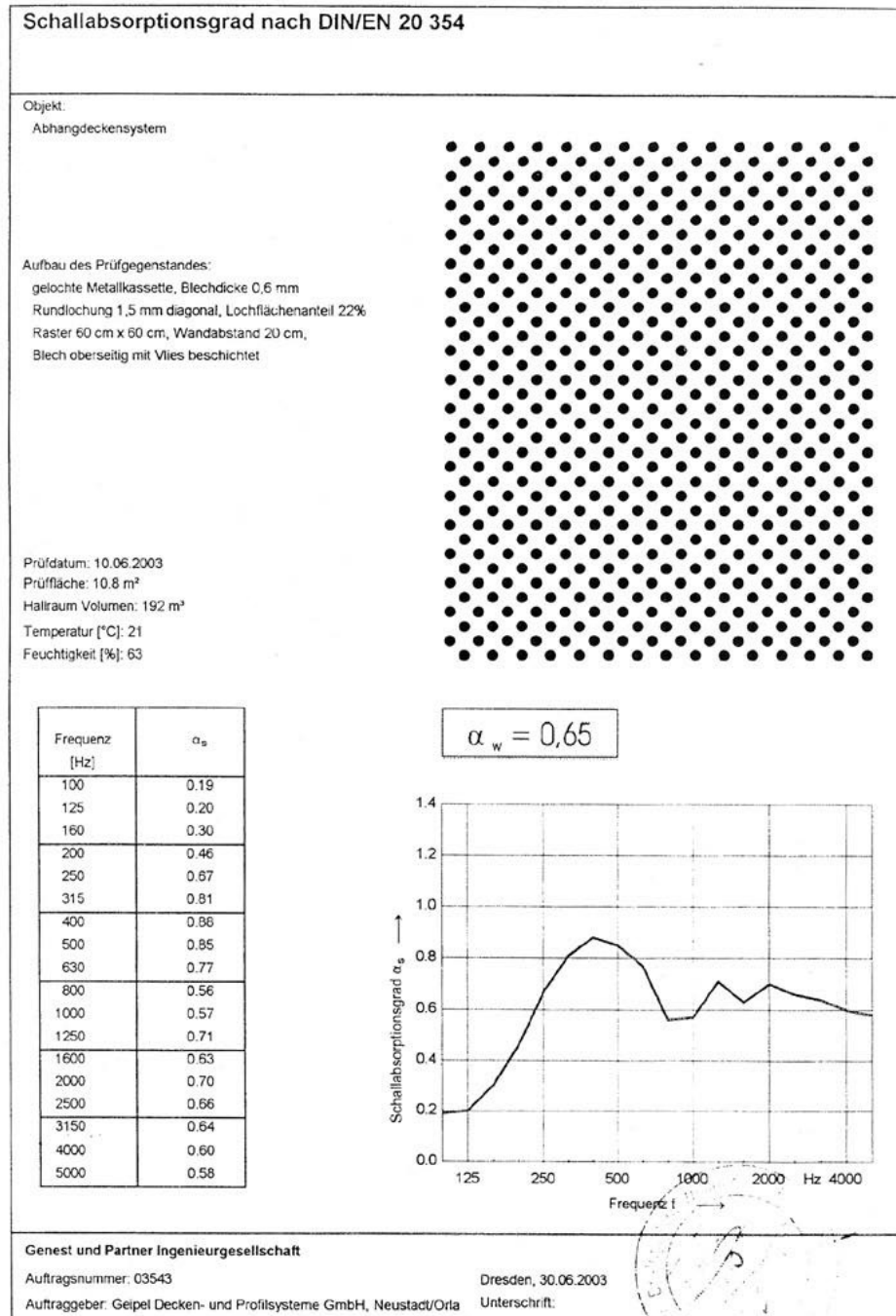
TEST REPORTS ON NOISE ABSORPTION

GEIPEL perforation pattern 1522

perforated metal tile,
round perforation 1.5 mm, diagonal,
grid 60 x 60 cm,
sheet covered with fleece on the top side

sheet thickness 0.6 mm,
percentage of perforation area: 22%,
distance to the wall 20 cm,

Appendix 3 to the test report 03543 (Noise reduction coefficient according to DIN/EN 20 354)

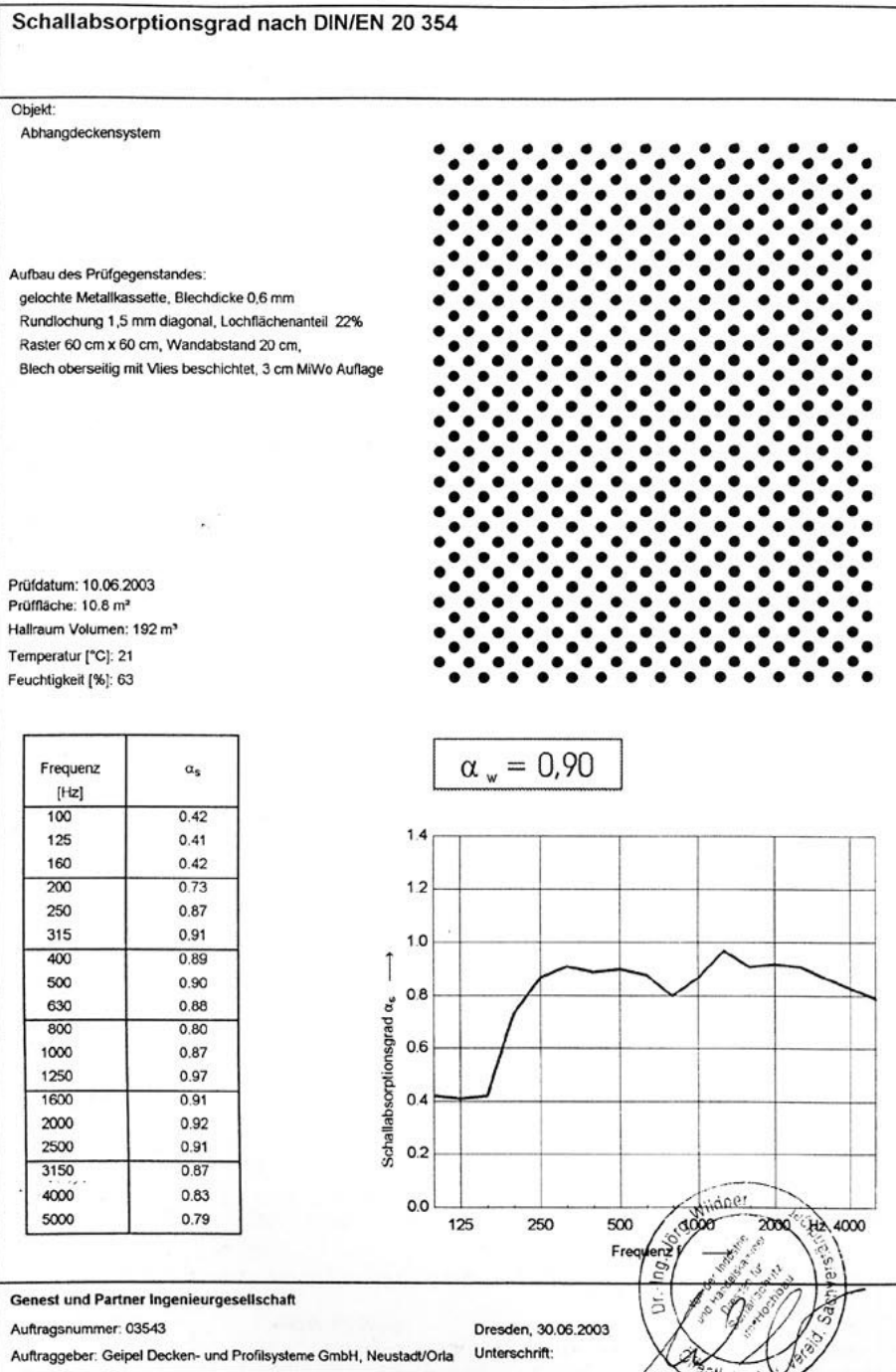


TEST REPORTS ON NOISE ABSORPTION

GEIPEL perforation pattern 1522

perforated metal tile,
round perforation 1.5 mm, diagonal,
grid 60 x 60 cm,
sheet covered with fleece on the top side
sheet thickness 0.6 mm,
percentage of perforation area: 22%,
distance to the wall 20 cm,
mineral wool pads of 3 cm

Appendix 12 to the test report 03543 (Noise reduction coefficient according to DIN/EN 20 354)



TEST REPORTS ON NOISE ABSORPTION

GEIPEL perforation pattern 2017

perforated metal tile,
round perforation 2.0 mm, diagonal,
grid 60 x 60 cm,
sheet covered with fleece on the top side

sheet thickness 0.6 mm,
percentage of perforation area: 17.4%,
distance to the wall 20 cm,


Appendix 5 to the test report 03543 (Noise reduction coefficient according to DIN/EN 20 354)

Schallabsorptionsgrad nach DIN/EN 20 354

Objekt:
Abhangdeckensystem

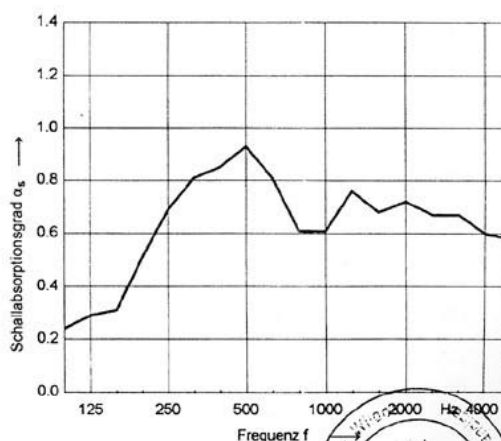
Aufbau des Prüfgegenstandes:
gelochte Metalkassette, Blechdicke 0,6 mm
Rundlochung 2.0 mm diagonal, Lochflächenanteil 17.4%
Raster 60 cm x 60 cm, Wandabstand 20 cm,
Blech oberseitig mit Vlies beschichtet

Prüfdatum: 10.06.2003
Prüffläche: 10.8 m²
Hallraum Volumen: 192 m³
Temperatur [°C]: 21
Feuchtigkeit [%]: 63



Frequenz [Hz]	α_s
100	0.24
125	0.29
160	0.31
200	0.51
250	0.69
315	0.81
400	0.85
500	0.93
630	0.81
800	0.61
1000	0.61
1250	0.76
1600	0.68
2000	0.72
2500	0.67
3150	0.67
4000	0.60
5000	0.58

$$\alpha_w = 0,70$$




Genest und Partner Ingenieurgesellschaft

Auftragsnummer: 03543

Dresden, 30.06.2003

Auftraggeber: Geipel Decken- und Profilsysteme GmbH, Neustadt/Orla

Unterschrift:



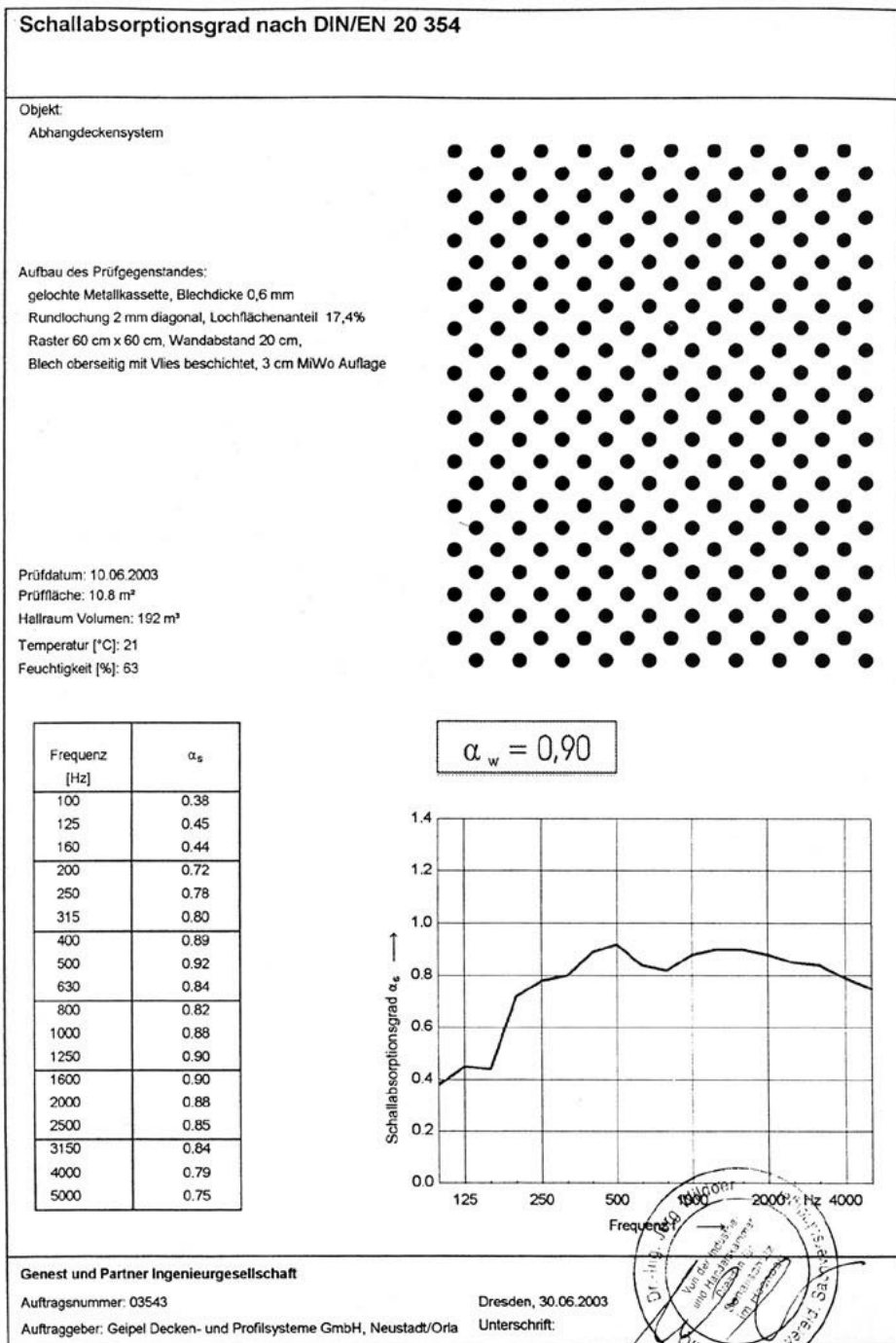
TEST REPORTS ON NOISE ABSORPTION

GEIPEL perforation pattern 2017

perforated metal tile,
round perforation 2.0 mm, diagonal,
grid 60 x 60 cm,
sheet covered with fleece on the top side

sheet thickness 0.6 mm,
percentage of perforation area: 17.4%,
distance to the wall 20 cm,
mineral wool pads of 3 cm

Appendix 13 to the test report 03543 (Noise reduction coefficient according to DIN/EN 20 354)



TEST REPORTS ON NOISE ABSORPTION

GEIPEL mesh perforation

perforated metal tile,
mesh 22/9.5 mm, diagonal,
grid 60 x 60 cm,
sheet covered with fleece on the top side

sheet thickness 0.6 mm,
percentage of perforation area: 66.8%,
distance to the wall 40 cm,


Appendix 19 to the test report 03543 (Noise reduction coefficient according to DIN/EN 20 354)

Schallabsorptionsgrad nach DIN/EN 20 354

Objekt:
Abhangdeckensystem

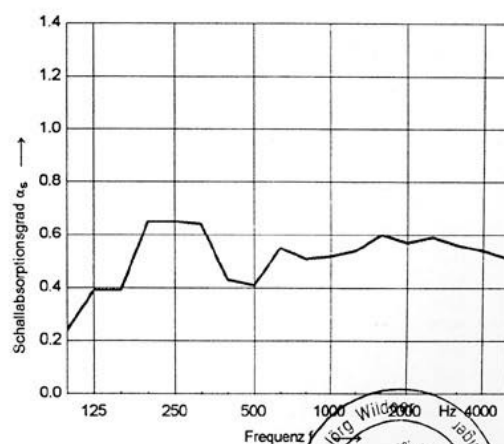
Aufbau des Prüfgegenstandes:
gelochte Metalkassette, Blechdicke 0,6 mm,
Raute 22/9.5 mm diagonal, Lochflächenanteil 66,8%
Raster 60 cm x 60 cm, Wandabstand 40 cm,
Blech oberseitig mit Vlies beschichtet,

Prüfdatum: 11.06.2003
Prüffläche: 10.8 m²
Hallraum Volumen: 192 m³
Temperatur [°C]: 21
Feuchtigkeit [%]: 64



Frequenz [Hz]	α_s
100	0.24
125	0.39
160	0.39
200	0.65
250	0.65
315	0.64
400	0.43
500	0.41
630	0.55
800	0.51
1000	0.52
1250	0.54
1600	0.60
2000	0.57
2500	0.59
3150	0.56
4000	0.54
5000	0.51

$$\alpha_w = 0,50$$



Genest und Partner Ingenieurgesellschaft

Auftragsnummer: 03543

Auftraggeber: Geipel Decken- und Profilsysteme GmbH, Neustadt/Orla

Dresden, 30.06.2003

Unterschrift:



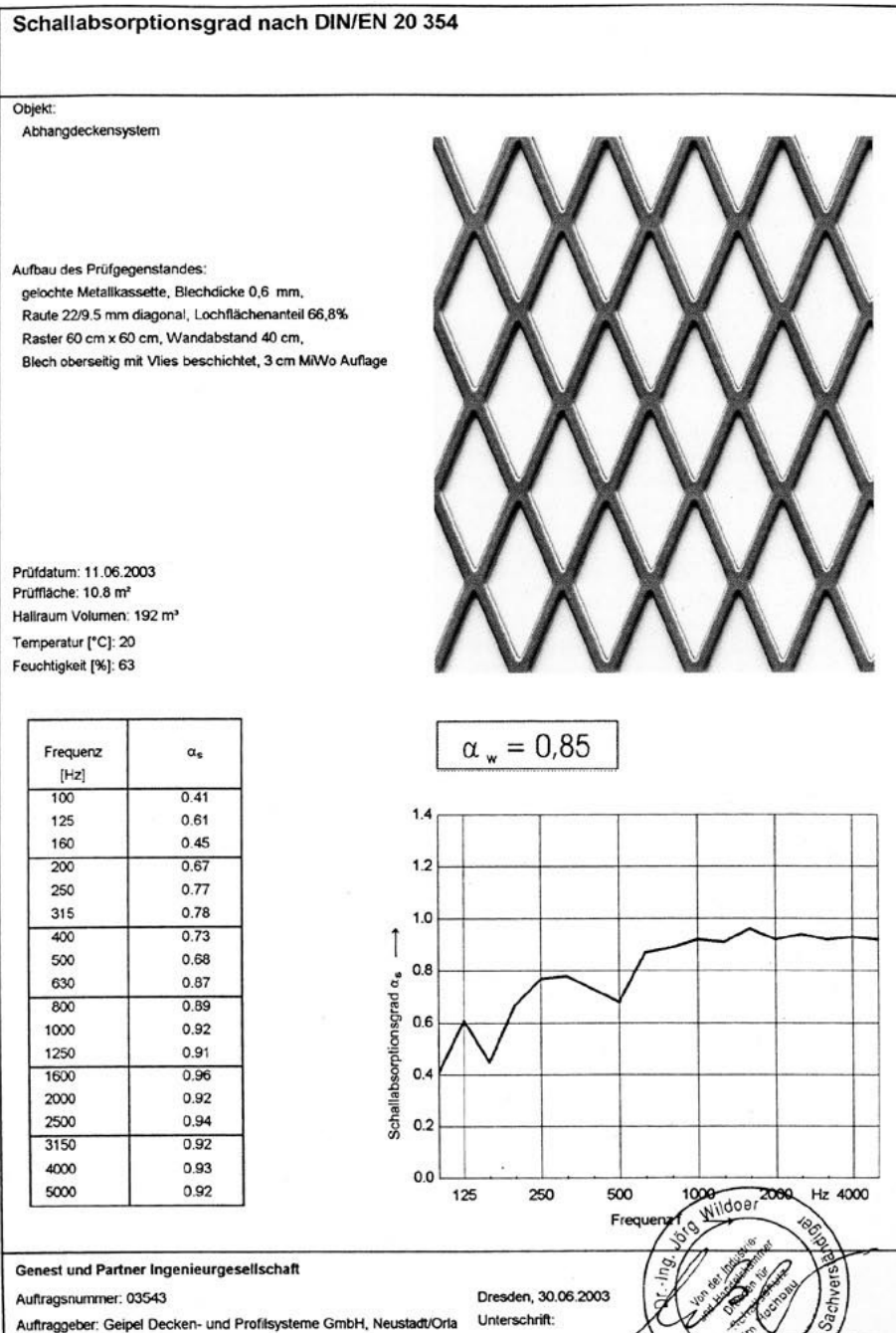
TEST REPORTS ON NOISE ABSORPTION

GEIPEL mesh perforation

perforated metal tile,
mesh 22/9.5 mm, diagonal,
grid 60 x 60 cm,
sheet covered with fleece on the top side

sheet thickness 0.6 mm,
percentage of perforation area: 66.8%,
distance to the wall 40 cm,
mineral wool pads of 3 cm

Appendix 18 to the test report 03543 (Noise reduction coefficient according to DIN/EN 20 354)



FLAT MIRROR-GRID BUILT-IN LIGHTINGS IN T5-STRUCTURE DESIGN IP 20


GEIPEL flat mirror-grid built-in lightings for metal tile ceilings in the modules 600 + 625



Compared to the T8-structure design, the flat grid built-in lightings in T5-structure design have the advantage of an extremely flat casing. Therefore, they are perfectly suited for difficult and space-reduced installation conditions.


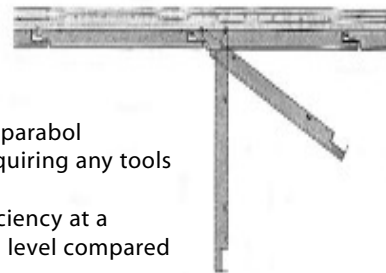
The parabol reflector is composed of paraboloidal-shaped lateral reflectors, cross and end strips and it is suited for monitor workstations with a maximum radiation angle of gamma 60° (BAP-60°).

The cost-effective alternative – ultra-flat T8-lightings made by GEIPEL.



ADVANTAGES:

- low weight
- easy dismantling of the parabol reflector grid without requiring any tools
- high lamp operating efficiency at a low energy consumption level compared to T8-lightings
- series design with EVG, completely wired
- tegular installation types available
- clip-in/hinge-down lightings – protected by industrial rights – for metal tile ceilings in clip-in/hinge-down design available
- colour identity with GEIPEL sub-structure system (T15 and T24) and GEIPEL metal tile ceilings, other RAL colours on request



FLAT MIRROR-GRID BUILT-IN LIGHTINGS IN T5-STRUCTURE DESIGN IP 20

I N N O V A T I O N O F L I G H T

Built-in lightings with most modern DARK LIGHT TECHNIQUE
(parabol grid BAP)

- low installation height
- excellent illumination performance,
ideal for monitor workstations
- high efficiency and optimum
visual comfort



Built-in lighting
in tegular design

EXPANDED METAL DESIGN

GEIPEL – GRID BUILT-IN LIGHTINGS

A new futuristic design has been developed for our more-lamp grid built-in lightings of the T5 and T8 versions. Metal bridges are integrated between the single mirror grids and can be variably provided with different perforations matching to the individual design.

The metal bridge performed in expanded metal design, for example, is a unique development. It is a designer development that convinces.

GEIPEL mirror grid built-in lighting

- with an extremely flat casing
- with a high-quality, efficient lighting technology
- with a new futuristic design, special central bridge in expanded metal design
- with central bridges in different perforations that can be variably integrated
- suited to difficult situations with little space capacities thanks to its low installation height


MODULES

- 150
- 300
- 312.5
- 600
- 625



HI-TECH from GERMANY


FLAT MIRROR-GRID BUILT-IN LIGHTINGS IN T5-STRUCTURE DESIGN IP 20



DIRECTLY RADIATING BUILT-IN LIGHTING MODULE 625

for the installation into

- T-profile sub-structure systems MODULE 625
- three-lamp type 3 x 14 W EVG
- central bridges performed in expanded metal design (protected by industrial law)
- colour GEIPEL standard ceiling colour white
- colour identity with GEIPEL metal tile ceilings + sub-structure system



DIRECTLY RADIATING BUILT-IN LIGHTING MODULE 625

for the installation into

- T-profile sub-structure systems MODULE 625
- in tegular design with 8 mm tegular edge
- three-lamp type 3 x 14 W EVG
- central bridges performed in expanded metal design (protected by industrial law)
- colour GEIPEL standard ceiling colour white



DIRECTLY RADIATING BUILT-IN LIGHTING MODULE 300

for the installation into gypsum board ceilings

- (combined with fixation angles) MODULE 300
- two-lamp type 2 x 24 W EVG
- central bridges perforated
- colour GEIPEL standard ceiling colour white
- colour identity with GEIPEL metal tile ceilings + sub-structure system

GEIPEL – GRID BUILT-IN LIGHTINGS

GEIPEL - GRID BUILT-IN LIGHTINGS meet the sophisticated demand for high quality and innovation.

Newly developed designs combined with a large variety characterise our lightings.

The DARK LIGHT GRIDS consist of high gloss, anodised pure aluminium.

The grid is sustained and hinged down by concealed special spring clips.

The cross strips and lateral reflectors have a parabol shape.

- limitation of luminance density $L < 200 \text{ cd/m}^2$ above the radiation angle of between 50° and 60° to the vertical line (completely de-dazzled)

They are suited for monitor workstations, workstations with monitor support, offices, banks, shopping centres, exhibition rooms, galleries, schools, administration buildings, sports facilities, hotels and shops.

FLAT MIRROR-GRID BUILT-IN LIGHTINGS IN T5-STRUCTURE DESIGN IP 20

MODULES • 600 • 625

- Lighting casing made of galvanized steel sheet
- GEIPEL standard ceiling colour white, stove-enamelled
- Mirror grid consisting of parabol-shaped longitudinal and cross reflectors
- Grid consisting of purest high-gloss aluminium
- Comfortable dismounting of the grid without requiring any tools
- Colour identity with GEIPEL metal tile ceilings and sub-structure systems



Built-in lighting
in T-substructure system
central bridges in

PERFORATED DESIGN

3 x 14W EVG

GEIPEL - GRID BUILT-IN LIGHTINGS

MODULES • 600 • 625


MODULE • 600	Article code	Length x width x height (mm)	Axis measure	Lamps	Weight
	SEL 600 2T 16 - 14 E	592 x 592 x 60	600	2 x 14W T5	4.9 kg
	SEL 600 3T 16 - 14 E	592 x 592 x 60	600	3 x 14W T5	5.3 kg
	SEL 600 4T 16 - 14 E	592 x 592 x 60	600	4 x 14W T5	5.7 kg
MODULE • 625					
	SEL 625 2T 16 - 14 E	8617 x 617 x 60	625	2 x 14W T5	5.3 kg
	SEL 625 3T 16 - 14 E	617 x 617 x 60	625	3 x 14W T5	5.7 kg
	SEL 625 4T 16 - 14 E	617 x 617 x 60	625	4 x 14W T5	6.1 kg

HI-TECH from GERMANY

FLAT MIRROR-GRID BUILT-IN LIGHTINGS IN T5-STRUCTURE DESIGN IP 20

MODULE

- Lamp casing made of galvanized steel sheet
- GEIPEL standard ceiling colour white or white aluminium RAL 9006, stove-enamelled
- Mirror grid consisting of parabol-shaped longitudinal and cross reflectors
- Grid consisting of purest high-gloss aluminium
- Comfortable dismounting of the grid without requiring any tools
- Colour identity with GEIPEL metal tile ceilings and sub-structure systems



EXPANDED METAL DESIGN
(protected by industrial rights)

3 x 14W VSA

GEIPEL - GRID BUILT-IN LIGHTINGS

MODULES • 600 • 625

MODULE • 600	Article code	Length x width x height (mm)	Axis measure	Lamps	Weight
	SEL 600 2T 16 - 14 E	592 x 592 x 60	600	2 x 14WT5	4.9 kg
	SEL 600 3T 16 - 14 E	592 x 592 x 60	600	3 x 14WT5	5.3 kg
	SEL 600 4T 16 - 14 E	592 x 592 x 60	600	4 x 14WT5	5.7 kg
MODULE • 625					
	SEL 625 2T 16 - 14 E	8617 x 617 x 60	625	2 x 14WT5	5.3 kg
	SEL 625 3T 16 - 14 E	617 x 617 x 60	625	3 x 14WT5	5.7 kg
	SEL 625 4T 16 - 14 E	617 x 617 x 60	625	4 x 14WT5	6.1 kg

HI-TECH from GERMANY

FLAT MIRROR-GRID BUILT-IN LIGHTINGS IN T5-STRUCTURE DESIGN IP 20

NUMBER OF THE LIGHTINGS IN THE ROOM

LIGHTING TYPE: 4 x T 16 - 14 E

		Floor area in m ²						
E = 500 lx		20	30	40	50	60	80	100
room height	3.50 m	4.4	5.4	7.4	9.0	11.0	13.0	16.0
room height	2.75 m	3.5	4.8	6.1	7.5	9.5	12.0	15.0


		Floor area in m ²						
E = 300 lx		20	30	40	50	60	80	100
room height	3.50 m	2.7	3.3	4.4	5.4	6.2	8.0	9.8
room height	2.75 m	2.1	2.9	3.8	4.4	5.3	7.0	8.7

Multiplier for lightings 3 T 16 - 14 E = 1.3

GEIPEL-LIGHTINGS

are delivered with electronic transformers (EVG) and therefore offer the following advantages:

- energy savings of up to 30%
- flicker-free start and operation
- up to 50% longer operating life of the lamp
- lower maintenance expenses
- blind current compensation not necessary
- light current factor of 0.95 EVG / KVG



HI-TECH from GERMANY

FLAT MIRROR-GRID BUILT-IN LIGHTINGS IN T5-STRUCTURE DESIGN IP 20

GEIPEL DETACHABLE PARABOL MIRROR GRIDS for built-on lightings

The cost-effective solution for upgrading your simple built-on lighting to a BAP-suitable lighting system



ARA 16 - 18 W
ARA 16 - 36 W
ARA 16 - 58 W

Detachable PARABOL MIRROR grid
for built-on lightings
having a diameter of 26 mm

GEIPEL detachable PARABOL MIRROR grids

ADVANTAGES:

- easy grid mounting by simply sliding the parabol mirror grid onto the fluorescent lamp
- exact fitting for lightings having a diameter of 26 mm
- considerable revaluation of the built-on lighting by a higher light efficiency of 150% and an increased operating efficiency of up to 70%
- excellent light distribution at a narrow angle due to the high-quality parabol mirror grid, BAP-suited
- additional electric installations not required

HI-TECH from GERMANY

FLAT MIRROR-GRID BUILT-IN LIGHTINGS IN T5-STRUCTURE DESIGN IP 20

G E I P E L flat mirror grid built-in lightings suited for rectangular metal tiles and gypsum board ceilings

The descriptions and advantages explained for the square-type flat grid built-in lightings, modules 600 + 625, are also applicable for these systems.

The flat mirror grid built-in lightings for rectangular metal tiles and gypsum board ceilings are available as one-lamp and two-lamp types.




Depending on the Watts (performance), the lengths of the lightings vary between 600, 900, 1200 and 1500 mm.

These lightings offer the special advantage that their colour can be adapted to the colour of the bridge of the metal tiles of the ceiling.

The ceiling will be perfected by repeating the perforation pattern of the ceiling tiles in the bridge of the lamp.

In this way, the metal tiles and the flat mirror grid built-in lightings form a harmonic unit.

If you have any inquiry about our new mirror grid built-in lighting systems, do not hesitate to contact us.



FLAT MIRROR-GRID BUILT-IN LIGHTINGS IN T5-STRUCTURE DESIGN IP 20

GEIPEL flat mirror grid built-in lightings

The GEIPEL flat mirror grid lightings have all test certificates required which demonstrate their high quality.

- three-dimensional luminous intensity distribution
- light current
- operating efficiency of the lightings

Example of a GEIPEL EVG flat grid lighting
SEL 600 4 T 16 - 14 E

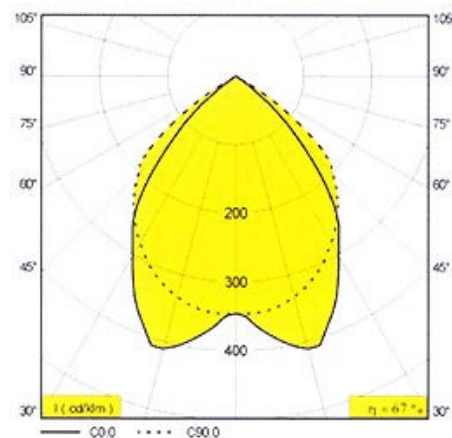


Example of a GEIPEL EVG flat grid lighting
SEL 600 3 T 16 - 14 E



Determination of the
operating efficiency of the lighting
of 67%

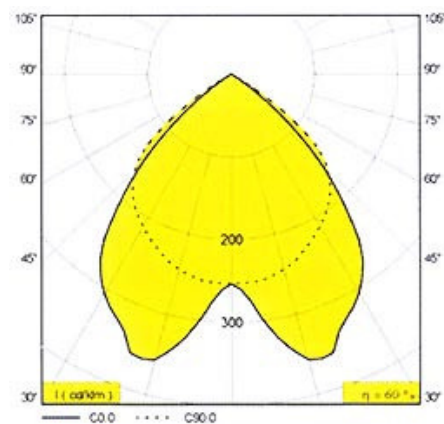
LUMINOUS INTENSITY DISTRIBUTION



LUMINOUS INTENSITY v SEL 600 4 T

Determination of the
operating efficiency of the lamp
of 60 %

LUMINOUS INTENSITY DISTRIBUTION



LUMINOUS INTENSITY v SEL 600 3 T 16

FLAT MIRROR-GRID BUILT-IN LIGHTINGS IN T5-STRUCTURE DESIGN IP 20

GEIPEL flat mirror grid built-in lightings

GEIPEL lightings are suited for workstations with monitor support (BAP) and meet the requirements of the monitor qualities:

GOOD I $L \leq 1000 \text{ cd/m}^2$
MIDDLE II $L \leq 1000 \text{ cd/m}^2$
BAD III $L \leq 200 \text{ cd/m}^2$

The lightings are de-dazzled all around.

The monitor contrast and brightness do not change.

Due to the high luminosity density quality the GEIPEL lightings are even perfectly suited for personal computers with the monitor quality BAD III.

DAZZLING EVALUATION according to UGR

SEL 600 4 T 16 - 14 E

SEL 600 3 T 16 - 14 E

r ceiling		70	70	50	50	30	70	70	50	50	30
r walls		50	30	50	30	30	50	30	50	30	30
r floor		20	20	20	20	20	20	20	20	20	20
Room size X Y		Visual direction at right angle to the lamp axis					Visual direction longitudinal to the lamp axis				
2 H	2 H	14.7	15.7	15.0	15.9	16.2	17.7	18.7	18.0	18.9	19.1
	3 H	14.6	15.5	14.9	15.7	16.0	17.5	18.5	17.9	18.7	19.0
	4 H	14.5	15.3	14.8	15.6	15.9	17.5	18.3	17.8	18.6	18.9
	6 H	14.4	15.2	14.8	15.5	15.8	17.4	18.2	17.7	18.5	18.8
	8 H	14.4	15.1	14.7	15.4	15.7	17.4	18.1	17.7	18.4	18.7
4 H	12 H	14.4	15.1	14.7	15.4	15.7	17.3	18.0	17.7	18.4	18.7
	2 H	14.7	15.6	15.1	15.8	16.1	17.5	18.4	17.8	18.6	18.9
	3 H	14.6	15.3	14.9	15.6	15.9	17.4	18.1	17.7	18.4	18.7
	4 H	14.5	15.1	14.9	15.5	15.8	17.3	17.9	17.7	18.2	18.6
	6 H	14.4	15.0	14.8	15.3	15.7	17.2	17.8	17.6	18.1	18.5
8 H	8 H	14.4	14.9	14.8	15.3	15.7	17.2	17.7	17.6	18.1	18.5
	12 H	14.3	14.8	14.8	15.2	15.6	17.1	17.6	17.6	18.0	18.4
	4 H	14.4	14.9	14.8	15.3	15.7	17.2	17.7	17.6	18.1	18.5
	6 H	14.3	14.7	14.8	15.1	15.6	17.1	17.5	17.5	17.9	18.4
	8 H	14.3	14.6	14.7	15.1	15.5	17.0	17.4	17.5	17.8	18.3
12 H	12 H	14.2	14.5	14.7	15.0	15.5	17.0	17.3	17.5	17.8	18.3
	4 H	14.3	14.8	14.8	15.2	15.6	17.1	17.6	17.6	18.0	18.4
Variation of the observation position for lamp distances S											
S=	1.0 H	+1.9/ -10.4					+1.0/ -1.7				
	1.5 H	+3.3/ -25.2					+2.4/ -17.5				
	2.0 H	+5.1/ -26.0					+4.4/ -4.0				
standard table		BK00					BK00				
correction summand		-5.2					-2.3				
Corrected dazzling indices referred to a total light current of 4800 lm											

r ceiling		70	70	50	50	30	70	70	50	50	30
r walls		50	30	50	30	30	50	30	50	30	30
r floor		20	20	20	20	20	20	20	20	20	20
Room size		Visual direction at right					Visual direction longitudinal				
X	Y	angle to the lamp axis					to the lamp axis				
2 H	2 H	15.5	16.6	15.8	16.8	17.0	17.0	18.0	17.2	18.2	18.4
	3 H	15.4	16.3	15.7	16.5	16.8	16.8	17.7	17.1	18.0	18.2
	4 H	15.3	16.2	15.6	16.4	16.7	16.7	17.6	17.1	17.9	18.1
	6 H	15.2	16.0	15.6	16.3	16.6	16.7	17.5	17.0	17.7	18.0
	8 H	15.2	16.0	15.5	16.2	16.6	16.6	17.4	17.0	17.7	18.0
4 H	12 H	15.2	15.9	15.5	16.2	16.5	16.6	17.3	17.0	17.6	18.0
	2 H	15.5	16.3	15.8	16.6	16.9	16.8	17.7	17.1	17.9	18.2
	3 H	15.3	16.1	15.7	16.4	16.7	16.7	17.4	17.0	17.7	18.0
	4 H	15.2	15.9	15.6	16.2	16.6	16.6	17.2	17.0	17.5	17.9
	6 H	15.2	15.7	15.6	16.1	16.5	16.5	17.1	16.9	17.4	17.8
8 H	8 H	15.1	15.6	15.6	16.0	16.4	16.4	17.0	16.9	17.4	17.8
	12 H	15.1	15.6	15.5	16.0	16.4	16.4	16.9	16.8	17.3	17.7
	4 H	15.1	15.6	15.6	16.0	16.4	16.4	17.0	16.9	17.4	17.8
	6 H	15.0	15.5	15.5	15.9	16.4	16.4	16.8	16.8	17.2	17.7
	8 H	15.0	15.4	15.5	15.8	16.3	16.3	16.7	16.8	17.1	17.6
12 H	15.0	15.3	15.4	15.7	16.2	16.3	16.6	16.8	17.1	17.6	
Variation of the observation position for lamp distances S											
S=	1.0H	+1.9/ -7.8					+1.4/ -2.5				
	1.5H	+3.4/ -27.0					+2.5/ -16.3				
	2.0H	+5.3/ -7.3					+4.4/ -26.6				
standard table		BK00					BK00				
correction summand		-4.7					-3.4				
Corrected dazzling indices referred to a total light current of 3600 lm											

REFERENCE OBJECTS

Offices / Administration buildings / Banks

Foreign countries

- Greece, National Bank, Athens
- Netherlands, Amsterdam, Triade Tower
- Netherlands, Nieuwegein, town hall
- Israel, Hamizrahi Bank
- Israel, government building
- Austria, Vienna, Andromeda Tower
- Latvia, Leipaeia, Latvia-Bank
- Russia, Kreml, Moscow
- Russia, Town hall of Saratow, Moscow
- Czech Republic, Prague, office building "Goldener Engel"
- Czech Republic, Prague, Hewlett-Packard
- Czech Republic, Prague, Office Park Butovice
- Czech Republic, Prague, Office Park Hadovka
- Ukraine, Kiev
- United Arab Emirates, Al-Gurg-Tower Dubai
- United Arab Emirates, Commercial Bank of Dubai
- United Arab Emirates, National Library Dubai
- Cyprus, Helenic Bank, Nicosia

Germany

- Augsburg, pension insurance office building
- Berlin, Federal Ministry of Economics
- Bonn-Hardthöhe, Ministry of Defence
- Bremen, Melitta
- Frankfurt/Main, Commerzbank
- Glashütte, watch factory Lange & Söhne
- Cologne, Stollwerck house
- Leipzig, Commerzbank
- Leipzig, branches of the Dresdner Bank
- Munich, Siemens office building
- Munich-Ismaning, office building
- Munich, Paul-Gebhard-Allee, office building
- Neubrandenburg, Land social insurance office
- Osnabrück, German Pharmacists' and Physicians' Bank
- Wesel, Sparkasse
- 15 Dekra branches in Germany

Public facilities / Industry and Trade

Foreign countries

- Kazakhstan, Almaty, City Centre
- Latvia, Riga, Torgowyicentr "Citi-Market"
- Lithuania, Kaunas, shopping center
- Austria, Graz, Volvo car dealer
- Austria, Vienna, T-Mobile and Zugspitze
- Philippines, Nestlé Manila
- Russia, Moscow, underground



REFERENCE OBJECTS

- Russia, St.-Petersburg, underground
- Czech Republic, Prague, department store
- Czech Republic, several TOROL petrol stations
- Cyprus, showroom of Peugeot
- Cyprus, showroom of Mitsubishi
- Ukraine, Kiev, railroad station "Jushnyi"
- Ukraine, Kiev, Metrograd
- Ukraine, Kiev, Opel car dealer

Germany

- Amberg, slaughterhouse
- Berlin, Daimler Centre
- Bitterfeld, Chemiepark (Chemistry park)
- Deggendorf, City-Center
- Gera, Gera Arcades
- Jena, Goethe Gallery
- Jena, Jenapharm
- Koblenz, Loehrcenter
- Leipzig, Gewandhaus
- Leipzig, Porsche factory
- Mannheim, pedestrian passage ALDI - McDonald's
- Munich, Amar Center
- Munich, BMW administration building
- Munich, Cerruti
- Munich, kitchen expert designer
- Munich, Paulaner Bräu
- Ueckermünde, Haffpassagen
- Neuhaus, HTP Pharma Packaging
- Nuremberg/Fürth, bus stop
- Regensburg, BMW factory
- Rendsburg, caravan factory Fockbek
- Rostock, Microbiology
- Schleiz, arcades
- Schwerin, fire-brigade building
- Schwerin, castle park residence
- Wernesgrün, brewery
- Wolfsburg, VW factory
- Zwickau, Mercedes car dealer Lueg

Airports

Foreign countries

- Egypt, Airport Cairo
- Slovakia, Airport Bratislava
- South-Africa, Airport Johannesburg

Germany

- Airport Düsseldorf
- Airport Frankfurt/Main
- Airport Cologne-Bonn

Fair and Conference centres



REFERENCE OBJECTS

Foreign countries

- Russia, fair centre, Moscow

Germany

- Fair centre, Berlin
- Fair centre, Munich
- Fair centre, Leipzig

Hotels / Casinos

Foreign countries

- Luxembourg, city of Luxembourg, Hotel “Royal”
- Russia, St.-Petersburg, three casinos
- Czech Republic, Prague, Hotel “Don Giovanni”
- Czech Republic, Prague, Hotel “Four Seasons”
- Czech Republic, Prague, Hotel “Mövenpick”

Germany

- Berlin-Tegel, Novotel
- Dresden, Hotel Merkur
- Frankfurt/Main, Parkhotel
- Hamburg, Etap-Hotel
- Mülheim, Casino
- Nuremberg, Airporthotel Mövenpick
- Nuremberg, Novotel

Universities / Schools / Sports halls

Foreign countries

- England, University York
- Finland, University Turku
- Netherlands, Den Bosch, Ecco Stadion - Den Bosch
- Cyprus, Laiki Sporting club

Germany

- Bad Salzungen, Werratal barracks of the German federal armed forces
- Berlin-Spandau, music school
- Bohlendorf, barracks for armed forces
- Jena, higher technical college
- Jena, Friedrich Schiller University
- Merseburg, higher technical college
- Prangendorf, barracks of the German federal armed forces



REFERENCE OBJECTS

- Punitz, primary school
- Rostock, PSV sports hall
- Schwabach, sport promoting centre
- Schwerin, secondary school Schiemann-Gymnasium
- Schwerin, school Muessner Berg
- Wernigerode, higher technical college Harz Audimax
- Wilhelmshafen, navy school

Clinics / Hospitals / Chemist's shops

Foreign countries

- Czech Republic, Prague, IKEM hospital

Germany

- Donaustaff, district hospital
- Dresden, home for physically disabled persons
- Hanover, Annastift
- Jena, university hospital
- Kiel, hospital
- Memmingen, clinical complex
- Munich, AOK branch
- Nortorf, seniors center
- Regensburg, regional clinical complex
- Roth, district hospital
- Weißen, rehabilitation hospital
- Würzburg, university hospital
- Würzburg, hospital for women
- Zeitz, district hospital
- more than 80 chemist's shops in Thuringia, Saxony, Hesse and Bavaria

Media

- Berlin, Sony Centre
- Deggendorf, Multi-Kino (cinema)
- Itzehoe, publishing house
- Cologne, Harald Schmidt studio
- Mannheim, Cinemaxx cinemas
- Munich, Bavarian radio and television
- Potsdam, film archive of ORB-Potsdam/Babelsberg



SITE + ADDRESS



- G E I P E L – a name that has been standing for a lot of years for:
- creativity and innovation
 - future-oriented way of thinking, constructing and working
 - common dynamic product development between designers, constructors, architects and employees.
- G E I P E L – a family-owned corporation based on the tradition and experience gained by the engineering factory Erich Geipel which has been developed to a world-wide successfully operating company under the leadership of Udo Geipel in the second generation since 1980.


G E I P E L Decken- und Profilsysteme GmbH

Molbitzer Weg 1, D-07806 Neustadt/Orla, Germany

Telephone +49 (0) 3 64 81 – 2 06-0
Fax +49 (0) 3 64 81 – 2 06-50 / -33 / -55
Email service@geipel-germany.de
Internet <http://www.geipel-germany.de>



INQUIRY FORM

Company	<input type="text"/>	 Decken- und Profilsysteme GmbH
Name	<input type="text"/>	Molbitzer Weg 1
Adress	<input type="text"/>	D-07806 Neustadt/Orla, Germany
Postal Code, City	<input type="text"/>	Telephone +49 (0) 36481 - 206-0
Telephone	<input type="text"/>	Fax +49 (0) 36481 - 206-50 / -33 / -55
Telefax	<input type="text"/>	E-Mail service@geipel-germany.de
E-Mail	<input type="text"/>	Internet http://www.geipel-germany.de

Product	Order no.	Designation	Pieces
<input type="text"/>	<input type="text"/>	<input type="text"/>	<input type="text"/>
<input type="text"/>	<input type="text"/>	<input type="text"/>	<input type="text"/>
<input type="text"/>	<input type="text"/>	<input type="text"/>	<input type="text"/>
<input type="text"/>	<input type="text"/>	<input type="text"/>	<input type="text"/>
<input type="text"/>	<input type="text"/>	<input type="text"/>	<input type="text"/>
<input type="text"/>	<input type="text"/>	<input type="text"/>	<input type="text"/>
<input type="text"/>	<input type="text"/>	<input type="text"/>	<input type="text"/>
<input type="text"/>	<input type="text"/>	<input type="text"/>	<input type="text"/>
<input type="text"/>	<input type="text"/>	<input type="text"/>	<input type="text"/>
<input type="text"/>	<input type="text"/>	<input type="text"/>	<input type="text"/>
<input type="text"/>	<input type="text"/>	<input type="text"/>	<input type="text"/>
<input type="text"/>	<input type="text"/>	<input type="text"/>	<input type="text"/>
<input type="text"/>	<input type="text"/>	<input type="text"/>	<input type="text"/>
<input type="text"/>	<input type="text"/>	<input type="text"/>	<input type="text"/>
<input type="text"/>	<input type="text"/>	<input type="text"/>	<input type="text"/>
<input type="text"/>	<input type="text"/>	<input type="text"/>	<input type="text"/>
<input type="text"/>	<input type="text"/>	<input type="text"/>	<input type="text"/>
<input type="text"/>	<input type="text"/>	<input type="text"/>	<input type="text"/>
<input type="text"/>	<input type="text"/>	<input type="text"/>	<input type="text"/>
<input type="text"/>	<input type="text"/>	<input type="text"/>	<input type="text"/>
<input type="text"/>	<input type="text"/>	<input type="text"/>	<input type="text"/>

others (questions, additions, reference)
<input type="text"/>